


# 2025 WATER QUALITY REPORT



## TIERRA DEL RIO

[epcor.com](http://epcor.com)

PWS ID AZ0407532



**Providing safe, reliable water** is a responsibility EPCOR approaches with discipline, care and a long term focus. Across Arizona and New Mexico, we oversee and maintain water systems that meet the needs of our communities today while preparing them to remain resilient for tomorrow.

Through continuous, rigorous testing — totaling hundreds of thousands of samples each year — we ensure your water meets or exceeds all regulatory requirements for safe drinking water. This disciplined approach helps safeguard our communities, the reliability of our systems and the sustainable use of our most vital resource.

Reliability starts long before the first drop reaches your tap. We carefully monitor and manage water supplies, responsibly treating them while ensuring they are protected for future use. At the same time, we continually maintain and improve the miles of pipelines, water mains, wells, treatment plants, and hydrants that make up your water system. Ongoing commitment to infrastructure helps ensure consistent service, system resilience and long term reliability for our customers.

The attached water quality report for your system, which includes data collected through 2025, reflects our commitment to transparency and accountability as your water provider. It demonstrates the care we take every day to deliver water that meets the highest standards.

Water is a precious resource in the Southwest, and EPCOR has long taken a proactive, thoughtful approach to how we source, manage, and treat it. By continually investing in innovation and planning for future demand, we work to balance responsible stewardship with the dependable service our communities expect today and for years to come.

Sincerely,



**Shawn Bradford**

Executive Vice President,  
Regulated US Water



## YOU WANT TO KNOW WHAT'S IN THE WATER YOU'RE DRINKING

As your water service provider, we're committed to ensuring the quality and safety of that water. That's why you are receiving this annual water quality report from us. We hope it will help you understand your community's water a little better and what we're doing to protect it.

## WHAT WILL I FIND IN THIS REPORT?

This report complies with state and U.S. Environmental Protection Agency (EPA) drinking water regulations.

In it you'll find information on:

- **Where your water comes from**
- **Protecting your water**
- **What's in your water**

Information in this report is compiled, in part, from analytical data generated by laboratories certified in drinking water analysis.

## READ THIS REPORT – AND SHARE IT!

Reading this report and understanding your community's water is the first step. But it's also important to share this information with those who might not receive it directly. If you're a landlord, business, school or hospital, please share this report with water users in your community.



## QUESTIONS?

**EPCOR Customer Care:**

**1-800-383-0834**

**mywater@epcor.com**

Este informe contiene información muy importante sobre su agua potable. Tradúzcalo o hable con alguien que lo entienda bien.



# ABOUT YOUR WATER

## TIERRA DEL RIO

### ABOUT YOUR DISTRICT

- EPCOR provides water service to approximately 1,800 service connections in Tierra Del Rio as part of the Sun City district.

### WHERE YOUR WATER COMES FROM

- Groundwater pumped from the West Salt River Valley (WSRV) Sub-Basin

#### Additional Information About the Groundwater in Your Area


- The WSRV Sub-Basin is a broad, gently sloping alluvial plain with the following boundaries:
  - **North:** Hieroglyphic Mountains and Hedgpeth Hills
  - **South:** South Mountains, Estrella Mountains and Buckeye Hills
  - **West:** White Tank Mountains
  - **East:** Union Hills, Phoenix Mountains and Papago Buttes
- Depth to groundwater in the WSRV Sub-Basin varies from 150 to over 500 feet
- In the Tierra Del Rio area, groundwater is typically found between 300 and 400 feet below the surface
- Sources of groundwater recharge include natural recharge from stream flows and along mountain fronts, incidental recharge from agricultural and urban uses, and intentional recharge at constructed recharge facilities.

#### How We Protect Groundwater Together

Both groundwater and the associated pumping and delivery facilities are part of a complex system that needs not just monitoring, but also maintenance. From pipelines to water mains, wells to hydrants, we're ensuring that the groundwater supply is protected and accessible.

#### How You Can Help

Properly dispose of hazardous household chemicals on hazardous material collection days and limit your pesticide and fertilizer use. For information on household hazardous material collection days in your area, contact the **Arizona Department of Environmental Quality** at **602-771-2300** or **Earth911.com**.



### NOTICE OF SOURCE WATER ASSESSMENT

In 2004, the Arizona Department of Environmental Quality (ADEQ) completed a source water assessment for 18 of the 20 wells used by EPCOR. The assessment reviewed the adjacent land uses that may pose a potential risk to the sources. These risks include, but are not limited to, gas stations, landfills, dry cleaners, agriculture fields, wastewater treatment plants and mining activities. Once ADEQ identified the adjacent land uses, they were ranked as to their potential to affect the water sources. The results of the assessment were that five wells had no adjacent land uses. Six wells had one adjacent land use that posed a low risk. Four wells had two adjacent land uses that posed a low risk. Two wells had two adjacent land uses that posed a low risk along with one adjacent land use that posed a high risk. Lastly, one well had one adjacent land use that posed a high risk.

The complete assessment is available for inspection at the Arizona Department of Environmental Quality, 1110 W. Washington, Phoenix, AZ 85007, between the hours of 8 a.m. and 5 p.m. For more information please contact **ADEQ** at **602-771-2300**.

### GETTING INVOLVED

Consulting with the community is important to us. If you have a question, concern or suggestion about your local water system, please contact our Customer Care team at **1-800-383-0834**.

# WHAT YOU CAN EXPECT TO FIND IN YOUR WATER

## SOURCES OF DRINKING WATER

The sources of drinking water—both tap water and bottled water—include rivers, lakes, streams, ponds, reservoirs, springs and wells. As water travels over land surfaces or through the ground, it can acquire naturally occurring minerals. In some cases it can also acquire radioactive material and substances resulting from the presence of animals or from human activity.

Drinking water, including bottled water, may reasonably be expected to contain at least small amounts of some contaminants. The presence of these contaminants does not necessarily indicate that the water poses a health risk.

More information about contaminants and potential health effects can be obtained by calling the **EPA's Safe Drinking Water Information Hotline** at **1-800-426-4791**.

## SUBSTANCES THAT MAY BE PRESENT IN SOURCE WATER

**Microbial Contaminants**, such as viruses and bacteria, which may come from sewage treatment plants, septic systems, agricultural livestock operations or wildlife.

**Inorganic Contaminants**, such as salts and metals, which can be naturally occurring or may result from urban stormwater runoff, industrial or domestic wastewater discharges, oil and gas production, mining or farming.

**Pesticides and Herbicides**, may come from a variety of sources, such as agriculture, urban stormwater runoff and residential uses.

**Organic Chemical Contaminants**, including synthetic and volatile organic chemicals, which are by-products of industrial processes and petroleum production, and may also come from gas stations, urban stormwater runoff and septic systems.

**Radioactive Contaminants**, which can be naturally occurring or may be the result of oil and gas production and mining activities.

## ENSURING YOUR WATER IS SAFE

To ensure that tap water is safe to drink, the EPA prescribes regulations limiting the amount of certain contaminants in water provided by public water systems.

To ensure bottled water is safe to drink, U.S. Food and Drug Administration regulations establish limits for contaminants in bottled water.

## DID YOU KNOW?

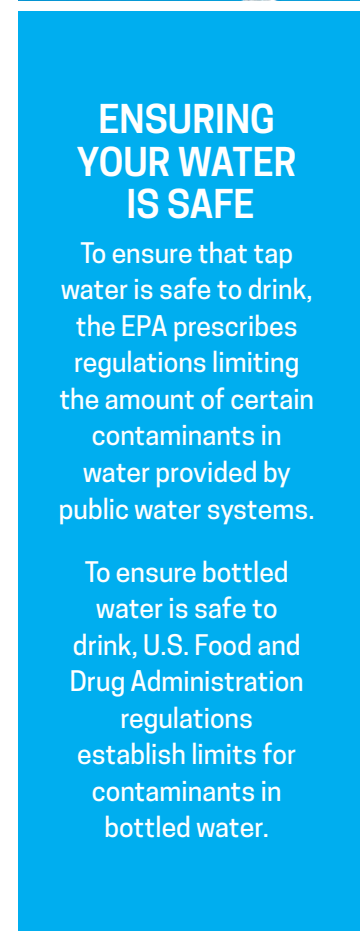

Tap water costs a lot less than what you pay for other beverages. **A gallon of water costs you about 1 penny.** Compare that to the cost of a gallon of these beverages\*:

- Milk = \$4.05/gallon
- Orange Juice = \$5.00/gallon
- Beer = \$15.00/gallon
- Bottled Water = \$1.27/gallon
- Wine = \$14.38/gallon

\* Costs for milk, orange juice and bottled water obtained from Bureau of Labor Statistics and Beverage Marketing Association reports. Other costs determined by calculating average supermarket pricing for bottles of soda, wine and beer and converting to a gallon.



Since 2012, EPCOR has been recognized with over 300 awards for safety and operational excellence in delivering your water every day.



# WHAT YOU CAN EXPECT TO FIND IN YOUR WATER

## SPECIAL HEALTH INFORMATION

Some people may be more vulnerable to contaminants in drinking water than the general population. Immuno-compromised persons such as persons with cancer undergoing chemotherapy, persons who have undergone organ transplants, people with HIV/AIDS or other immune system disorders, some elderly and infants may be particularly at risk from infections. These people should seek advice about drinking water from their healthcare providers. EPA/CDC (Centers for Disease Control and Prevention) guidelines on appropriate means to lessen the risk of infection by cryptosporidium and other microbial contaminants are available from the **EPA's Safe Drinking Water Information Hotline at 1-800-426-4791**.

### Lead

EPCOR monitored the water for lead and copper in 2024 at 20 residences throughout the community and met the federal lead and copper standards. The 20 houses sampled were representative of the types of houses throughout the system. If your house was sampled you would have received the analytical results.

EPCOR is responsible for providing high quality drinking water and removing any identified lead pipes but cannot control the variety of materials used in plumbing components in your home. You share the responsibility for protecting yourself and your family from the lead in your home plumbing. You can take responsibility by identifying and removing lead materials within your home plumbing and taking steps to reduce your family's risk. Before drinking tap water, flush your pipes for several minutes by running your tap, taking a shower, doing laundry or a load of dishes. You can also use a filter certified by an American National Standards Institute accredited certifier to reduce lead in drinking water. To address lead in drinking water, public water systems were required to develop and maintain an inventory of service line materials by Oct 16, 2024. Developing an inventory and identifying the location of lead service lines (LSL) is the first step for beginning LSL replacement and protecting public health.

The lead service inventory may be viewed online at [epcor.com/safety](http://epcor.com/safety). Please contact us if you would like more information about the inventory or any lead sampling that has been done. If you are concerned about lead in your water and wish to have your water tested, please contact EPCOR's Customer Care Team at 1-800-383-0834 for a list of licensed laboratories in your area or visit [epcor.com/safety](http://epcor.com/safety). Information on lead in drinking water, testing methods, and steps you can take to minimize exposure is available at <http://www.epa.gov/safewater/lead>.

### Home water treatment units

Failure to perform maintenance on your home water treatment unit can result in poor water quality. If you installed a home water treatment system such as a water softener or reverse osmosis system, please remember to follow the manufacturer's instructions on operation and maintenance. For more information, contact the manufacturer of your treatment system for maintenance instructions or assistance. Additional information about home water treatment systems is available from the **Water Quality Association at 630-505-0160** or by visiting [wqa.org](http://wqa.org).

## Did You Know?

There are thousands of known per- and polyfluoroalkyl substances (PFAS) found in daily life including food-handling materials, non-stick cookware, medical devices, personal care products, and even construction equipment. Because PFAS is found in so many everyday products, measuring the harmfulness of these chemicals is difficult and not yet fully understood. As the Environmental Protection Agency (EPA), Centers for Disease Control and Prevention (CDC) and other federal regulators continue to research these chemicals and determine a national standard for the safe level of exposure to these chemicals, EPCOR continues its role in testing for PFAS and finding ways to mitigate PFAS levels when found in drinking water sources. In 2024, EPA finalized six new PFAS drinking water standards and water systems must be in compliance with the new standards no later than 2029. EPCOR is already taking action by beginning engineering and design work to bring all our locations into compliance ahead of the 2029 deadline.



# FREQUENTLY ASKED QUESTIONS

## WHAT IS THE WHITE OR COLORED DEPOSIT ON MY DISHES OR FAUCETS?

In most cases, the deposits or sediments left behind after water evaporates are calcium carbonate. The amount of calcium in the water is referred to as hardness. Cleaning with white vinegar can help to dissolve and remove deposits. Using a commercial conditioner, liquid detergents or the “air-dry” option in dishwashers can help to decrease the calcium carbonate found on dishes.

## ARE THE DEPOSITS OR HARD WATER HARMFUL?

Hardness and/or the deposits left by hard water don't pose a health concern and may have health benefits. We don't treat drinking water for water hardness that can result in hard water deposits.

## WHAT IS THE LEVEL OF HARDNESS IN MY WATER?

The hardness in your water is approximately 24 grains per gallon (gpg).

### Degree of water hardness range (gpg)

Soft	Less than 1
Slightly Hard	1 to 3.4
Moderately Hard	3.5 to 6.9
Hard	7 to 10.4
Very Hard	Greater than 10.5

## WHY IS MY WATER CLOUDY OR MILKY IN APPEARANCE WHEN IT COMES OUT OF THE TAP?

Water that appears cloudy or milky is typically caused by trapped air (very small air bubbles) in the water. If this occurs, simply let the water stand for a few minutes—the air will dissipate leaving a clear glass of water.

The quality of your water depends on the source water itself as well as factors such as the geology and biology of the area where the water came from. For some elements that are known to have an effect on the aesthetics of the water quality parameters, the EPA has established guidance levels known as secondary maximum contaminant level standards (SMCLs). When levels of these contaminants are found to be above the SMCLs, they may impact the aesthetic quality of the water (e.g., color, taste and odor). Although aesthetic water qualities may vary, your water meets all state and federal regulatory standards and is safe to use for all drinking water purposes. Secondary contaminants include, but are not limited to, manganese, iron and total dissolved solids (TDS).

## WHY IS CHLORINE ADDED TO MY DRINKING WATER?

Chlorine is added to your water for your protection and is used as a disinfectant to ensure that harmful organisms, such as bacteria and viruses, are destroyed in the treatment process.

## ARE THERE OTHER WAYS TO REMOVE THE CHLORINE TASTE OR SMELL FROM MY WATER?

To remove the taste of chlorine from your water, try these tips:

- Place water in a glass container in the refrigerator overnight, uncovered. This will let the chlorine dissipate.
- Bring your water to a rolling boil for five minutes and let it stand to cool.
- Add a slice of lemon or a few drops of lemon juice to your glass of drinking water.

## WILL MY HOME TREATMENT DEVICE REMOVE CHLORINE?

Some home treatment devices can remove chlorine. Once chlorine is removed, the water should be treated like any other beverage product and used as quickly as possible. We recommend that you follow the manufacturer's instructions for maintaining the device to ensure water quality.



# DEFINITION OF TERMS

**AL (Action Level):** The concentration of a contaminant which, if exceeded, triggers treatment or other requirements that a water system must follow.

**GPG (grains per gallon):** Used to describe the dissolved hardness minerals contained in water and is a unit of weight that equals 1/7,000 of a pound.

**HAA5 (Haloacetic Acids):** Consist of Monochloroacetic Acid, Dichloroacetic Acid, Trichloroacetic Acid, Bromoacetic Acid and Dibromoacetic Acid.

**MCL (Maximum Contaminant Level):** The highest level of a contaminant that is allowed in drinking water. MCLs are set as close to the MCLGs as feasible using the best available treatment technology.

**MCLG (Maximum Contaminant Level Goal):** The level of a contaminant in drinking water below which there is no known or expected risk to health. MCLGs allow for a margin of safety.

**MNR:** Monitored, not regulated.

**MRDL (Maximum Residual Disinfectant Level):** The highest level of a disinfectant allowed in drinking water. There is convincing evidence that addition of a disinfectant is necessary for control of microbial contaminants.

**MRDLG (Maximum Residual Disinfectant Level Goal):** The level of a drinking water disinfectant below which there is no known or expected risk to health. MRDLGs do not reflect the benefits of the use of disinfectants to control microbial contaminants.

**NA:** Not Applicable.

**ND:** None Detected.

**NTU:** Nephelometric turbidity units.

**ppb (Parts per Billion):** One part substance per billion parts water (or micrograms per liter).



**pCi/L (Picocuries per Liter):** Measurement of the natural rate of disintegration of radioactive contaminants in water (also beta particles).

**ppm (Parts per Million):** One part substance per million parts water (or milligrams per liter).

**ppt (Parts per Trillion):** One part substance per trillion parts water (or nanograms per liter).

**Polyfluoroalkyl substances - PFAS:** Widely used, long lasting chemicals, components of which break down very slowly over time. There are thousands of PFAS chemicals, and they are found in many different consumer, commercial, and industrial products.

**SMCL (Secondary Maximum Contaminant Level):** Non-enforceable guidelines regulating contaminants that may cause cosmetic or aesthetic effects in drinking water.

**Total Dissolved Solids:** An overall indicator of the amount of minerals in water.

**TT (Treatment Technique):** A required process intended to reduce the level of a contaminant in drinking water.

**TTHM (Total Trihalomethanes):** Consist of Chloroform, Bromoform, Bromodichloromethane and Dibromochloromethane.

**UCMR (Unregulated Contaminant Monitoring Rule):** Unregulated substances are measured, but maximum contaminant levels have not been established by the government.

# WHAT'S IN YOUR WATER



## HOW TO READ YOUR WATER QUALITY TABLE

Below, you'll see an analysis of your drinking water. Here's an example of how to read these tables:

Substance (units)	Year Sampled	MCLG	MCL	Highest Amount Detected	Range of Detections	Compliance Achieved	Typical Sources
-------------------	--------------	------	-----	-------------------------	---------------------	---------------------	-----------------

Start here and read across (points to Substance (units))  
 2025 or year prior (points to Year Sampled)  
 The goal level for that substance (points to MCLG)  
 Highest level of substance allowed (points to MCL)  
 Highest amount that was found (points to Highest Amount Detected)  
 Highest and lowest amounts found (points to Range of Detections)  
 Yes means the amount found is below gov't requirements (points to Compliance Achieved)  
 Where substance usually originates (points to Typical Sources)

## YOUR WATER QUALITY TABLE

The data shown in the tables below are results from commercial laboratories certified in drinking water analysis by the Arizona Department of Health Services.

The table shows what substances were detected in your drinking water during 2025 or the last required sampling period within the last five years.

### Regulated Substances Measured in the Water Leaving the Treatment Facility

Substance (units)	Year Sampled	MCLG	MCL	Highest Amount Detected	Range of Detections	Compliance Achieved	Typical Sources
Arsenic (ppb)	2024	0	10	4.2	4.2	YES	Erosion of natural deposits
Barium (ppm)	2024	2	2	0.077	0.077	YES	Erosion of natural deposits
Chromium (ppb)	2024	100	100	1.1	1.1	YES	Erosion of natural deposits
Fluoride (ppm)	2024	4.0	4.0	0.31	0.31	YES	Erosion of natural deposits
Nitrate (ppm)	2025	10	10	0.57	0.57	YES	Runoff from fertilizer use; leaching from septic tanks
Sodium (ppm)	2024	NA	MNR	50	50	YES	Erosion of natural deposits
Gross alpha excluding radon and uranium (pCi/L)	2021	0	15	6	6	YES	Erosion of natural deposits

# WHAT'S IN YOUR WATER

## Regulated Substances Measured in the Distribution System

Substance (units)	Year Sampled	MCLG/ MRDLG	MCL/ MRDL	Highest Running Annual Average	Range of Detections	Compliance Achieved	Typical Sources
TTHMs (ppb)	2025	NA <sup>1</sup>	80	2.4	2.3 - 2.4	YES	By-product of drinking water disinfection
Chlorine residual (ppm)	2025	4	4.0	0.84	0.74 - 0.90	YES	Water additive used to control microbes

## Tap Water Samples: Lead and Copper Results

Substance (units)	Year Sampled	MCLG	Action Level	Number of Samples	90th Percentile	Number of Samples Above Action Level	Compliance Achieved	Typical Sources
Copper (ppm)	2024	1.3	1.3	20	0.072	0	YES	Corrosion of household plumbing systems; erosion of natural deposits
Lead (ppb)	2024	0	15	20	ND	0	YES	Corrosion of household plumbing systems; erosion of natural deposits

## Unregulated Substances Measured in the Water Leaving the Treatment Facility

Substance (units)	Year Sampled	Range of Detections	Typical Sources
Calcium (ppm)	2025	100	Erosion of natural deposits
Chloride (ppm)	2025	88	Erosion of natural deposits
Magnesium (ppm)	2025	36	Erosion of natural deposits
Silica (ppm)	2025	34	Erosion of natural deposits
Sulfate (ppm)	2025	212	Erosion of natural deposits
Total Dissolved Solids (mg/L)	2025	606	Erosion of natural deposits
Hardness (grains/gallon)	2025	24	Natural calcium and magnesium content
pH (standard units)	2024	7.7	pH is a measure of acid/base properties
Alkalinity (mg/L)	2025	163	Erosion of natural deposits
Boron (ppm)	2025	0.11	Erosion of natural deposits

# WHAT'S IN YOUR WATER

## Unregulated Monitoring Rule Substances Measured at the Treatment Facility

Substance (units)	Year Sampled	Range of Detections	Typical Sources
Lithium (ppb)	2024	22.5 - 26.7	Erosion of natural deposits

<sup>1</sup>**TTHM/HAA5:** Although there is no collective MCLG for this contaminant group, there are individual MCLGs for some of the individual contaminants: Trihalomethanes: bromodichloromethane (0.0 mg/L); bromoform (0.0 mg/L); chloroform (0.07 mg/L); dibromochloromethane (0.06 mg/L). Haloacetic acids: dichloroacetic acid (0.0 mg/L); trichloroacetic acid (0.02 mg/L). Monochloroacetic acid (0.07 mg/L), bromoacetic acid and dibromoacetic acid are regulated with this group but have no MCLGs.

## ADDITIONAL MONITORING

**Initial Monitoring for Polyfluoroalkyl substances (PFAS) in the Water Leaving the Treatment Facility:** Initial monitoring for PFAS was completed in 2025. The results from the initial monitoring events were non-detect [ $<2$  parts per trillion (ppt)] for the following regulated PFAS substances: PFOS (proposed MCL 4.0 ppt); PFOA (proposed MCL 4.0 ppt); PFNA (proposed MCL 10 ppt); PFHxS (proposed MCL 10 ppt); HFPO-DA (proposed MCL 10 ppt); and PFBS.

In addition to the parameters listed in this table, other parameters were monitored for, including regulated pesticides, herbicides, petroleum by-products and metals. None of those parameters were detected in the water. If you have any questions about this report or your drinking water, please call our **Customer Care** team at **1-800-383-0834**.

EPCOR encourages feedback related to the quality of water that is provided to you. Please feel free to submit comments to us directly at [mywater@epcor.com](mailto:mywater@epcor.com). You may also provide feedback to the Arizona Corporation Commission (ACC).

