EDMONTON WATERWORKS MONTHLY REPORT

October 2025

PROVIDING MORE

TABLE OF CONTENTS

1.0 OPERATIONS AND MAINTENANCE

1.1 HIGHLIGHTS

1.1.1 Operations, Rossdale & E.L. Smith Plants
1.1.2 Edmonton Incident Report Summary
1.1.3 Alberta Environmental Protection Operator Licenses

1.2 OPERATIONS SUMMARY

1.2.1 Raw Water Intake Report
1.2.2 Treated Water Production Report
1.2.3 Raw Water Quality – North Saskatchewan River Report
1.2.4 Treated Water Quality Entering the Distribution System Report
1.2.5 Rossdale Filters1 – 9 Particle Counts Report
1.2.6 E.L. Smith Filters 1 – 9 Particle Counts Report
1.2.7 E.L. Smith Filters 10 – 18 Particle Counts Report
1.2.8 Rossdale Filters 1 – 9 Turbidity Report
1.2.9 E.L. Smith Filters 1 – 9 Turbidity Report
1.2.10 E.L. Smith Filters 10 – 18 Turbidity Report
1.2.11 Combined Filter Effluent Water Quality Report
1.2.12 Rossdale UV Disinfection – Filters 1 – 3 Report
1.2.13 Rossdale UV Disinfection – Filters 4 – 6 Report
1.2.14 Rossdale UV Disinfection – Filters 7 – 9 Report
1.2.15 E.L. Smith UV Disinfection – UV Reactors 1 – 4 Report
1.2.16 Log Removal Report
1.2.17 Liquid Alum Chemical Consumption Report
1.2.18 Primary Polymer (Praestol DW 27AG) Chemical Consumption Report
1.2.19 Carbon Chemical Consumption Report
1.2.20 Sodium Hypochlorite Chemical Consumption Report
1.2.21 Filter Polymer (Magnafloc LT 7981) Chemical Consumption Report
1.2.22 Aqua Ammonia Chemical Consumption Report
1.2.22-1 LAS Ammonia Chemical Consumption Report
1.2.23 Caustic Soda Chemical Consumption Report
1.2.24 Fluoride Chemical Consumption Report
1.2.25 Sodium Bisulfite (SBS) Chemical Consumption Report
1.2.26 Rossdale Waste Stream Data Report
1.2.27 E.L. Smith Waste Stream Data Report
1.2.28 Demand/Production Statistics (Estimated HLP Flow)
1.2.29 Reservoir Chlorine Residual (mg/L) Part 1
1.2.30 Reservoir Chlorine Residual (mg/L) Part 2
1.2.31 Orthophosphate (Phosphoric Acid) Chemical Consumption Report
1.2.32 Summary of Mainbreaks Report

2.0 WATER QUALITY

2.1 HIGHLIGHTS

2.1.1 Summary of Major Chemical, Microbiological and Physical Parameters
2.1.3 Explanation of Notations Used
2.1.4 Notes on Water Quality

2.2 SUMMARY OF ANALYSES PERFORMED

2.2.1 Bacteriological Data: Water Treatment Plants
2.2.2 Bacteriological Data: Distribution System
2.2.3 Protozoa Data
2.2.4 Treated Water Entering the Distribution System
2.2.5 Treated Water Entering the Plant Reservoir
2.2.6 Routine Distribution System
2.2.7 Water Quality Complaint Investigations
2.2.8 Castledowns Reservoir
2.2.9 Clareview Reservoir
2.2.10 Discovery Park Reservoir
2.2.11 Kaskitayo Reservoir
2.2.12 Londonderry Reservoir
2.2.13 Millwoods Reservoir
2.2.14 North Jasper Place Reservoir
2.2.15 Ormsby Reservoir
2.2.16 Papaschase 1 Reservoir
2.2.17 Papaschase 2 Reservoir
2.2.18 Rosslyn 1 Reservoir
2.2.19 Rosslyn 2 Reservoir
2.2.20 Thorncliff Reservoir
2.2.21 Raw River Water

1.1.1 Operations – Rossdale and E.L. Smith Plants

Plant Bypasses

The number of bypasses shown on Table 1.2.26 “Rossdale Waste Stream Data” and Table 1.2.27 “E.L. Smith Waste Stream Data” include both planned and unplanned bypasses. A planned bypass is any bypass that is planned for a minimum of one day ahead of the actual bypass. All other bypasses are considered unplanned.

In October, Rossdale Plant had 2 planned shutdowns and 2 unplanned bypasses.

Date	Type	Bypass Description
October 2	Unplanned	0.67-hour bypass due to power failure
October 5	Unplanned	0.83-hour bypass due to maintenance work
October 7	Planned	3.93-hour shutdown for maintenance work
October 29	Planned	23.3-hour shutdown for maintenance & capital work

In October, E.L. Smith Plant had 1 planned shutdown and no bypasses.

Date	Type	Bypass Description
October 2	Planned	17-hour shutdown for maintenance & capital work

Clarifier Blowdown Volume

- The clarifier blowdown volume shown on Table 1.2.26 and Table 1.2.27 include estimated plant leakage.

Dechlorination Highlights

- During the month of October, there were zero instances of chlorinated waste released at the outfall structure at Rossdale Water Treatment Plant.
- During the month of October, there were zero instances of chlorinated waste released at the outfall structure at E.L. Smith Water Treatment Plant.

Monthly Highlights

- On October 23 and 30, the Rossdale Water Treatment Plant UV Reactor 9 experienced operational issues during startup. This resulted in several brief periods, each less than 30 seconds, where filtered water received a low UV dose over a four-hour timeframe. The UV reactor continued to run because these short periods did not meet the threshold that would trigger an automatic filter shutdown.

Chemical Dosing Highlights

In October, Rossdale and E.L. Smith Water Treatment Plants did not exceed the Maximum Use in the Standard 60, published by the National Sanitation Foundation and the American National Sanitation Standards Institute (NSF/ANSI) for Alum or Caustic Soda.

Chemicals Used for the Month

CHEMICAL NAME	MANUFACTURER
Aluminum Sulfate 48.5%	Chemtrade
Aqua Ammonia 19%	Univar
Caustic Soda 50%	Chemtrade
Hydrofluorosilicic Acid 25%	Nutrien
Magnafloc LT27AG / Praestol DW27AG	Solenis
Magnafloc LT-7995	Solenis
Phosphoric Acid 75%	Innophos
Sodium Hypochlorite 12%	Univar
Liquid Ammonium Sulphate 41%	Umicore Canada Inc
Salt	Windsor
Sodium Bisulphite 38%	Chemtrade

ENV-1.1.2 EDMONTON INCIDENT REPORT SUMMARY – October 2025

EPCOR Incident Number	Description	Date of Incident	AEPA Reference Number
ENV-20251001-361181	EPCOR's monthly water quality report for the month of August was not submitted on time to AEPA due to system login errors. Monthly reporting is a requirement under Approval 638-04 (as amended) but due to system error on the AEPA site EPCOR was unable to submit the uploaded documents prior to the September 30, 2025 deadline for the month of August. On October 1, 2025 an email was sent to AEPA with the reports attached as per the Drinking Water Quality User Agreement for cases where the system is unavailable. AEPA Reference # 446015	October 1, 2025	446015
ENV-20251008-565697-v1	About 54 m^3 of potable chlorinated water at +/-1.5ppm was released to the surface due to a suspected leak within the water distribution system buried underground. The water drained to the nearby catch basin. Dechlorination pucks were placed in the path of water and the water entry point into the drainage infrastructure to dechlorinate the water. The leak was isolated until the repair was completed.	October 8, 2025	446313
ENV-20251010-070008-v1	About 3 m^3 of potable chlorinated water at +/-1.5ppm was released to the surface due to a suspected leak within the water distribution system buried underground. The water drained to the nearby catch basin. Dechlorination pucks were placed in the path of water and the water entry point into the drainage infrastructure to dechlorinate the water. The leak was isolated until the repair was completed.	October 10, 2025	446392
ENV-20251010-989749-v1	About 5 m^3 of potable chlorinated water at +/-1.5ppm was released to the surface due to a suspected leak within the water distribution system buried underground. The water drained to the nearby catch basin. Dechlorination pucks were placed in the path of water and the water entry point into the drainage infrastructure to dechlorinate the water. The leak was isolated until the repair was completed.	October 10, 2025	446388
ENV-20251017-720623-v1	About 134 m^3 of potable chlorinated water at +/-1.5ppm was released to the surface due to a suspected leak within the water distribution system buried underground. The water drained to the nearby catch basin. Dechlorination pucks were placed in the path	October 17, 2025	446606

	of water and the water entry point into the drainage infrastructure to dechlorinate the water. The leak was isolated until the repair was completed.		
ENV-20251018-581028-v1	About 76 m^3 of potable chlorinated water at +/-1.5ppm was released to the surface due to a suspected leak within the water distribution system buried underground. The water drained to the nearby catch basin. Dechlorination pucks were placed in the path of water and the water entry point into the drainage infrastructure to dechlorinate the water. The leak was isolated until the repair was completed.	October 18, 2025	446648
ENV-20251023-420137	On October 21, 2025 at 15:20 hrs EPCOR Construction collected a water sample from a new flush point (bleeder valve from a plug) after a planned watermain abandonment. On October 23, 2025 at 11:21 hrs the laboratory results indicated that the sample failed for total coliforms. AEPA was notified of these lab results on October 23, 2025 at 16:31 hrs. Inspector then collected a new sample from the original failure point and from a kitchen tap located from a house six (6) services upstream on Oct 23,2025 at 14:30 hrs. Both samples passed Oct 25, 2025 at 11:10 hrs.	October 21, 2025	446870
ENV-20251027-485296-v1	About 107 m^3 of potable chlorinated water at +/-1.5ppm was released to the surface due to a suspected leak within the water distribution system buried underground. The water drained to the nearby catch basin. Dechlorination pucks were placed in the path of water and the water entry point into the drainage infrastructure to dechlorinate the water. The leak was isolated until the repair was completed.	October 27, 2025	446966
ENV-20251030-401122-v1	About 40 m^3 of potable chlorinated water at +/-1.5ppm was released to the surface due to a suspected leak within the water distribution system buried underground. The water drained to the nearby catch basin. Dechlorination pucks were placed in the path of water and the water entry point into the drainage infrastructure to dechlorinate the water. The leak was isolated until the repair was completed.	October 30, 2025	447158

1.1.3 Alberta Environment Operator Certifications

Operator Contact Number: EPCOR Water Services Dispatch (24 hr) (780) 412-4500

ROSSDALE WATER TREATMENT PLANT (LEVEL IV)	
Director, Edmonton Water Treatment Plants	
Senior Manager, Operations	**WT II**
Manager, Operations	**WT III, WWT III**
Title	Alberta Environment Certification Level
Operations Engineer in Training	
Manager, Transmission Operations & Training	WT III
Operator Foreman	WT IV
HEI Foreman	WT IV
Operator Foreman	WT IV
Operator Foreman	WT IV
Operator Foreman	WT IV
Transmission Foreman	WT III
Training Foreman	WT III
Lead Operator	WT II
Transmisison Operator	WT III
Water Operator	WT II
Water Operator	WT III
Water Operator	WT III
Operations Trainer	WT III
Day Foreman	WT IV
Operator Foreman	WT III
Operator Foreman	WT III
Water Operator	WT III
Water Operator	WT III
Lead Operator	WT III
Lead Operator	WT III
Water Operator	WT III, WD II
Water Operator	WT III, WWT III
Water Operator	WT II
Water Operator	WT II, WD II, WWT II, WWC II
Water Operator	WT II, WD I
Water Operator	WT II, WD II, WWT I, WWC II
Water Operator	WT I, WD I, WWT I, WWC I
Water Operator	Non-certified
Water Operator	Non-certified

1.1.3 Alberta Environment Operator Certifications

Operator Contact Number: EPCOR Water Services Dispatch (24 hr) (780) 412-4500

E.L. SMITH TREATMENT PLANT (LEVEL IV)	
Director, Edmonton Water Treatment Plants	
Senior Manager, Operations	**WT II**
Manager, Operations	
Title	Alberta Environment Certification Level
Operations Engineer	
Operations Engineer	WWC I
Day Foreman	WT IV
HEI Foreman	WT IV
Training Foreman	WT IV
Operator Foreman	WT IV
Operator Foreman	WT IV
Operator Foreman	WT III
Operator Foreman	WT IV
Operator Foreman	WT IV
Lead Operator	WT IV
Lead Operator	WT IV
Lead Operator	WT II
Lead Operator	WT III
Lead Operator	WT III
Lead Operator	WT II, WD II, WWT I, WWC I
Water Operator	WT III
Water Operator	WT III, WWT II,
Water Operator	WT III
Water Operator	WT III, WWT III
Water Operator	WT III
Water Operator	WT II, WD I, WWT II, WWC I

1.1.3 Alberta Environment Operator Certifications

Operator Contact Number: EPCOR Water Services Dispatch (24 hr) (780) 412-4500

DISTRIBUTION SYSTEM (LEVEL IV FACILITY)

WATER DISTRIBUTION (WD) - NETWORK MAINTENANCE

Senior Manager, Maintenance and Construction

Manager, Distribution Maintenance

Manager, Dist. Maint Schedule

Title	Alberta Environment Certification Level
Water Network Operator	WD IV WWC I
Water Network Operator	WD IV
Foreman III	WD III
Foreman III	WD III
Foreman III	WD III
Foreman III	WD III
Foreman III	WD II
Foreman I	WD III WWC I
Foreman I	WD III
Foreman I	WD IV
Foreman I	WD II
Foreman I	WD II
Foreman I	WD II
Foreman I	WD II
Foreman I	WD II
Foreman I	WD II
Foreman I	WD III
Foreman I	WD II
Foreman I	WD II
Foreman I	WD II
Foreman I	WD II
Equipment Operator III	WD II
Equipment Operator III	WD I
Equipment Operator III	WD II
Equipment Operator III	WD I
Equipment Operator III	WD II
Equipment Operator III	WD I
Equipment Operator III	WD I
Equipment Operator III	WD II
Equipment Operator III	WD II
Equipment Operator III	WD II
Equipment Operator III	WD II
Equipment Operator III	WD I
Equipment Operator III	WD II
Equipment Operator III	WD II
Labourer II	WD II
Labourer II	WD I
Labourer II	WD I
Labourer II	WD I
Labourer III	WD III
Labourer II	WD I
Labourer III	WD I
Labourer II	WD I

Labourer II	WD I

1.1.3 Alberta Environment Operator Certifications

Operator Contact Number: EPCOR Water Services Dispatch (24 hr) (780) 412-4500

DISTRIBUTION SYSTEM (LEVEL IV FACILITY)
WATER DISTRIBUTION (WD) - NETWORK MAINTENANCE

Senior Manager, Maintenance and Construction
Manager, Maintenance and Construction
Manager, Dist. Maint Scheduling

Title	Alberta Environment Certification Level
Truck Driver III	WD I
Labourer II	WD I
Labourer II	WD I
Labourer II	WD I WWC I
Labourer II	WD I WWC I WT I WWT I
Truck Driver III	WD II
Labourer II	WD II
Truck Driver III	WD II
Truck Driver III	WD II
Truck Driver III	WD I
Truck Driver III	WD I
Welder	WD II
Maintenance Repairman I	WD II
Maintenance Repairman I	WD I
Maintenance Repairman I	WD I
Labourer II	WD I
Foreman I	WD I
Water Sys Tech Support Specialist	WD IV

1.1.3 Alberta Environment Operator Certifications

Operator Contact Number: EPCOR Water Services Dispatch (24 hr) (780) 412-4500

DISTRIBUTION SYSTEM (LEVEL IV FACILITY)
WATER DISTRIBUTION (WD) - FIELD OPERATIONS

Senior Manager, Distribution Operations	
Manager, Field Operations	
Manager, Metering and Preventative Maintenance	**WD I**
Manager, Water Trouble	**WD III**
Title	Alberta Environment Certification Level
Foreman III	WD IV
Foreman III	WD IV
Foreman I	WD II
Foreman I	WD II
Labourer III	WD II
Labourer III	WD I
Labourer III	WD I
Labourer III	WD II
Labourer III	WD I
Foreman I	WD I
Labourer III	WD III
Labourer II	WD I
Labourer II	WD II
Labourer II	WD I
Foreman I	WD II
Labourer II	WD I
Labourer III	WD II
Labourer II	WD II
Labourer II	WD I
Labourer III	WD I
Labourer II	WD II WWC I
Foreman III	WD III
Water Systems Serviceman	WD II
Water Systems Serviceman	WD II
Water Systems Serviceman	WD II
Water Systems Serviceman	WD II
Water Systems Serviceman	WD II
Water Systems Serviceman	WD III
Water Systems Serviceman	WD II
Water Systems Serviceman	WD III
Water Systems Serviceman	WD II
Water Systems Serviceman	WD II
Water Systems Serviceman	WD II
Water Systems Serviceman	WD II
Water Systems Serviceman	WD II

1.1.3 Alberta Environment Operator Certifications

Operator Contact Number: EPCOR Water Services Dispatch (24 hr) (780) 412-4500

DISTRIBUTION SYSTEM (LEVEL IV FACILITY)

WATER DISTRIBUTION (WD) - CUSTOMER SERVICE

Senior Manager, Customer Service

Manager, Dispatch

Manager, Inspections and Customer Service

Title	Alberta Environment Certification Level
Team Lead, Dispatch	
Dispatcher Coordinator	WD I
Dispatcher Coordinator	WD I WWC I WT I WWT I
Inspector – Water Metering	WD II
Inspector – Water Metering	WD I
Manager, Cross Connections	WD II
Inspector – Cross Connections	WD I

1.1.3 Alberta Environment Operator Certifications

Operator Contact Number: EPCOR Water Services Dispatch (24 hr) (780) 412-4500

DISTRIBUTION SYSTEM (LEVEL IV FACILITY)

WATER METERING (WD)

Manager, Metering Operations	**WD I**
Title	Alberta Environment Certification Level
Foreman III	WD II
Meter Installer I	WD I
Meter Installer II	WD III
Meter Installer I	WD I WWC I
Meter Installer I	WD III
Meter Installer I	WD II
Meter Mechanic II	WD II
Meter Installer II	WD I
Meter Installer I	WD I
Meter Installer I	WD I

1.2.1 Raw Water Intake (ML)

October 2025

Day	Rossdale			E.L. Smith	Plants Combined Total
	Plant 1	Plant 2	Plant Total	Plant Total	
1	50	155	205	240	445
2	50	156	206	80	286
3	53	160	213	260	473
4	55	159	214	248	462
5	57	148	205	227	432
6	55	157	212	228	440
7	50	139	189	241	430
8	55	165	220	254	474
9	55	165	220	262	482
10	55	165	220	281	501
11	55	155	210	275	484
12	55	117	172	260	432
13	55	116	171	261	431
14	56	126	182	261	443
15	56	124	180	262	442
16	57	114	171	261	432
17	56	110	166	266	431
18	58	113	171	297	468
19	76	98	174	299	473
20	84	83	167	301	468
21	83	83	166	275	441
22	88	90	178	279	458
23	82	105	187	274	461
24	83	111	194	281	474
25	91	109	200	281	480
26	95	108	203	267	470
27	83	90	173	262	435
28	82	94	177	281	458
29	23	24	48	300	348
30	83	79	163	288	450
31	100	94	194	280	474
Monthly Total	2,036	3,713	5,749	8,129	13,878
Monthly Min	23	24	48	80	
Monthly Max	100	165	220	301	
Monthly Avg	66	120	185	262	448

NOTES: ' -- ' indicates plant offline

1.2.2 Treated Water Production (ML)

October 2025

Day	Rossdale (Plant 1 & Plant 2)			E.L. Smith			Plants Combined	Reservoir Levels (%)
	Flow Meters			Flow Meters			Flow Meters (Both Plants)	
	Min	Max	Total	Min	Max	Total		
1	143	208	195	192	253	216	412	80.1
2	98	207	188	0.0	196	52	240	81.1
3	163	210	196	194	254	243	440	59.8
4	0.0	282	191	191	256	229	420	67.9
5	117	210	171	190	262	208	379	73.5
6	80	210	180	187	246	207	387	70.2
7	28	208	146	193	251	225	371	68.7
8	145	207	187	212	243	219	406	64.2
9	172	207	195	190	237	207	402	66.2
10	138	207	206	188	256	213	419	68.4
11	132	281	199	191	254	212	411	71.8
12	134	205	160	189	238	200	360	76.6
13	90	208	157	190	209	204	361	77.7
14	120	207	171	187	239	215	386	76.0
15	88	206	163	195	258	207	370	72.8
16	64	208	150	194	259	214	365	71.7
17	50	209	138	196	250	207	344	66.9
18	80	209	151	224	260	237	388	61.4
19	93	206	155	193	256	228	384	62.7
20	80	208	146	212	262	241	387	63.4
21	88	207	149	92	257	229	378	65.6
22	80	209	155	205	263	235	390	63.4
23	71	210	164	198	266	226	390	65.6
24	89	207	172	204	255	236	407	67.3
25	142	208	184	215	249	235	418	73.1
26	116	208	181	195	253	218	399	79.4
27	124	206	145	193	237	204	349	82.4
28	79	211	152	214	263	220	372	78.1
29	0.0	195	25	187	255	225	249	71.1
30	5.3	208	128	208	259	244	372	51.0
31	117	210	176	222	265	237	413	54.4
Monthly Tota			5,076			6,693	11,769	
Monthly Min	0.0			0.0				
Monthly Max		282			266			
Monthly Avg			164			216	380	

NOTES: ' -- ' indicates plant offline
- Estimated flows are based on UV effluent flow meters to address inaccuracy of highlift flow meters.
- Reservoir levels (%) recorded daily at 7 AM

1.2.3 Raw Water Quality - North Saskatchewan River

October 2025

Day	Rossdale										E.L. Smith									
	Turbidity (NTU)			pH			Colour (TCU)				Turbidity (NTU)			pH			Colour (TCU)			
	Min	Max	Avg	Min	Max	Avg	Min	Max	Avg		Min	Max	Avg	Min	Max	Avg	Min	Max	Avg	
1	2.2	2.7	2.5	8.3	8.4	8.3	4.1	5.3	4.4		2.2	2.7	2.4	8.2	8.3	8.2	3.3	6.2	5.2	
2	2.1	2.7	2.3	8.3	8.4	8.3	4.7	5.6	5.0		2.1	2.7	2.1	8.2	8.2	8.2	5.1	5.5	5.1	
3	1.9	2.3	2.1	8.3	8.4	8.4	3.8	5.6	4.5		2.1	5.4	3.3	8.2	8.5	8.4	4.0	5.4	4.8	
4	2.0	2.2	2.1	8.3	8.5	8.4	3.8	4.4	4.1		2.6	3.1	2.8	8.3	8.4	8.3	4.1	6.1	5.0	
5	2.0	2.8	2.3	8.4	8.5	8.4	4.4	5.1	4.5		2.6	6.8	4.2	8.3	8.3	8.3	4.4	6.7	4.9	
6	2.8	3.4	2.9	8.3	8.5	8.4	3.9	5.1	4.4		3.6	4.1	3.8	8.3	8.3	8.3	3.9	5.0	4.3	
7	2.5	3.4	2.9	8.3	8.4	8.3	4.3	5.5	4.5		3.0	4.7	3.5	8.2	8.4	8.3	4.1	5.2	4.7	
8	3.0	4.4	3.1	8.3	8.4	8.3	2.3	5.5	4.5		3.0	5.4	4.6	8.2	8.4	8.3	4.0	4.8	4.2	
9	4.1	4.4	4.4	8.2	8.3	8.3	2.3	5.0	3.5		3.3	4.9	4.4	8.3	8.3	8.3	4.1	5.7	4.8	
10	2.9	4.1	3.3	8.3	8.3	8.3	4.1	5.8	4.4		3.1	4.0	3.4	8.3	8.3	8.3	4.5	6.2	5.4	
11	3.1	3.8	3.4	8.3	8.3	8.3	4.1	5.8	5.1		2.6	3.9	3.5	8.2	8.3	8.3	3.9	5.4	4.4	
12	3.1	3.8	3.7	8.3	8.4	8.4	3.5	4.8	3.8		2.6	3.7	3.3	8.3	8.3	8.3	4.0	4.7	4.3	
13	2.5	3.1	2.7	8.3	8.3	8.3	4.2	5.9	4.7		2.6	3.1	2.8	8.2	8.3	8.3	3.8	5.1	4.4	
14	2.5	3.1	2.6	8.3	8.3	8.3	3.4	5.9	4.7		2.5	3.6	2.9	8.2	8.3	8.3	3.6	4.8	4.0	
15	2.8	3.3	3.0	8.3	8.3	8.3	3.4	4.5	3.6		2.8	4.4	3.5	8.3	8.3	8.3	3.8	5.5	4.4	
16	3.0	3.9	3.3	8.2	8.3	8.3	3.6	4.5	3.9		2.8	3.5	3.3	8.2	8.3	8.3	3.7	5.5	4.3	
17	3.1	3.5	3.3	8.3	8.3	8.3	3.7	4.2	3.8		2.8	3.2	3.0	8.2	8.3	8.3	3.0	5.2	4.2	
18	2.4	3.1	2.8	8.3	8.3	8.3	3.5	4.2	3.9		2.4	3.0	2.7	8.2	8.3	8.3	3.4	4.8	4.1	
19	2.2	2.4	2.4	8.3	8.3	8.3	3.5	4.1	3.6		2.1	2.7	2.6	8.2	8.4	8.3	3.9	4.8	4.3	
20	1.9	2.2	2.0	8.3	8.3	8.3	3.4	4.5	4.2		2.1	2.6	2.4	8.2	8.4	8.3	3.9	5.1	4.5	
21	1.8	2.9	2.0	8.3	8.4	8.3	3.4	3.6	3.5		2.1	3.4	2.8	8.2	8.3	8.3	3.7	5.7	4.5	
22	2.2	2.9	2.5	8.3	8.4	8.3	3.6	4.8	3.8		2.4	3.0	2.7	8.2	8.3	8.2	3.6	5.7	4.7	
23	2.0	2.5	2.2	8.3	8.3	8.3	3.8	4.8	4.4		2.2	2.5	2.4	8.3	8.4	8.3	3.5	4.9	4.2	
24	1.9	2.2	2.0	8.3	8.4	8.3	3.5	3.8	3.6		2.1	2.3	2.2	8.3	8.4	8.3	3.5	4.4	4.0	
25	1.9	2.1	2.0	8.3	8.4	8.3	3.4	4.2	3.5		2.1	2.5	2.3	8.3	8.4	8.3	3.9	4.4	4.1	
26	2.1	4.2	2.7	8.3	8.3	8.3	3.5	4.2	3.8		2.1	7.2	5.3	8.3	8.4	8.3	4.0	5.8	5.2	
27	3.3	4.2	3.8	8.3	8.3	8.3	4.2	7.1	5.2		3.1	4.4	3.9	8.2	8.3	8.2	5.2	11.1	7.2	
28	3.3	17	13	8.2	8.3	8.3	3.9	7.1	4.6		3.1	31	20	8.2	8.3	8.3	4.5	7.8	5.3	
29	14	14	14	8.2	8.2	8.2	4.8	4.8	4.8		3.8	9.0	6.0	8.2	8.3	8.2	7.5	8.7	8.3	
30	3.7	14	5.1	8.2	8.3	8.3	3.8	7.7	6.4		3.5	6.1	4.8	8.2	8.3	8.3	4.4	7.5	5.2	
31	4.7	5.0	4.8	8.3	8.3	8.3	3.8	6.6	4.1		4.3	6.8	5.6	8.3	8.3	8.3	4.4	7.0	5.7	
Monthly Min/Max/Avg	1.8	17	3.6	8.2	8.5	8.3	2.3	7.7	4.3		2.1	31	4.0	8.2	8.5	8.3	3.0	11.1	4.8	

NOTES: ' -- ' indicates plant offline

1.2.4 Treated Water Quality Entering the Distribution System

October 2025

Day	Rossdale														E.L. Smith													
	Turbidity (NTU)			Chloramine Residual (mg/L)			pH			Fluoride Residual (mg/L)			Total Hardness (mg/L as $CaCO_3$)	Colour (TCU)	Turbidity (NTU)			Chloramine Residual (mg/L)			pH			Fluoride Residual (mg/L)			Total Hardness (mg/L as $CaCO_3$)	Colour (TCU)
	Min	Max	Avg	Min	Max	Avg	Min	Max	Avg	Min	Max	Avg	Total	Avg	Min	Max	Avg	Min	Max	Avg	Min	Max	Avg	Min	Max	Avg	Total	Avg
1	0.06	0.07	0.06	2.26	2.36	2.30	7.6	7.7	7.7	0.70	0.72	0.71	166	0.3	0.06	0.06	0.06	2.14	2.20	2.18	7.8	7.8	7.8	0.61	0.62	0.62	166	0.6
2	0.06	0.07	0.07	2.26	2.32	2.29	7.6	7.7	7.7	0.71	0.73	0.72	165	0.7	0.06	0.06	0.06	2.10	2.22	2.16	7.7	7.8	7.7	0.61	0.65	0.62	168	0.7
3	0.05	0.07	0.07	2.26	2.36	2.30	7.6	7.7	7.7	0.72	0.73	0.72	171	0.7	0.06	0.08	0.07	2.08	2.18	2.13	7.7	7.8	7.8	0.60	0.62	0.61	170	0.8
4	0.06	0.07	0.06	2.16	2.32	2.22	7.6	7.7	7.7	0.72	0.73	0.73	168	0.5	0.06	0.07	0.06	2.10	2.14	2.12	7.7	7.8	7.7	0.60	0.61	0.60	169	0.6
5	0.06	0.08	0.07	2.16	2.32	2.23	7.7	7.7	7.7	0.71	0.72	0.72	166	0.7	0.06	0.07	0.06	2.10	2.14	2.12	7.7	7.7	7.7	0.60	0.60	0.60	170	0.6
6	0.05	0.07	0.06	2.16	2.32	2.24	7.7	7.7	7.7	0.70	0.72	0.71	174	0.7	0.06	0.06	0.06	2.12	2.15	2.13	7.7	7.7	7.7	0.60	0.60	0.60	173	0.9
7	0.06	0.08	0.07	2.16	2.26	2.22	7.7	7.7	7.7	0.72	0.75	0.74	172	0.7	0.06	0.06	0.06	2.11	2.16	2.13	7.6	7.7	7.7	0.60	0.60	0.60	170	1.0
8	0.06	0.08	0.07	2.11	2.26	2.19	7.7	7.7	7.7	0.73	0.74	0.74	170	0.5	0.06	0.07	0.06	2.08	2.15	2.11	7.7	7.8	7.8	0.60	0.62	0.61	169	0.5
9	0.06	0.07	0.07	1.96	2.21	2.06	7.7	7.7	7.7	0.73	0.73	0.73	168	0.6	0.07	0.09	0.08	2.03	2.12	2.07	7.8	7.9	7.8	0.61	0.63	0.63	166	0.6
10	0.03	0.07	0.06	1.96	2.11	2.03	7.7	7.7	7.7	0.73	0.73	0.73	165	0.6	0.09	0.10	0.09	2.03	2.12	2.06	7.8	7.9	7.9	0.61	0.63	0.62	162	0.8
11	0.04	0.07	0.05	1.96	2.11	2.05	7.7	7.7	7.7	0.73	0.74	0.73	169	0.7	0.09	0.10	0.09	2.03	2.12	2.07	7.8	7.9	7.9	0.62	0.63	0.62	168	1.2
12	0.03	0.07	0.06	2.01	2.16	2.08	7.7	7.7	7.7	0.72	0.73	0.73	169	0.6	0.08	0.09	0.09	1.99	2.08	2.03	7.9	7.9	7.9	0.61	0.63	0.63	173	0.8
13	0.06	0.08	0.07	2.01	2.21	2.11	7.7	7.8	7.7	0.72	0.73	0.72	168	0.5	0.08	0.11	0.09	2.01	2.13	2.08	7.9	7.9	7.9	0.61	0.63	0.62	169	0.5
14	0.04	0.07	0.06	1.96	2.16	2.07	7.7	7.8	7.7	0.71	0.72	0.72	169	0.4	0.08	0.09	0.09	2.08	2.16	2.11	7.9	7.9	7.9	0.61	0.62	0.62	170	0.9
15	0.03	0.06	0.04	2.06	2.21	2.12	7.7	7.8	7.7	0.71	0.73	0.72	170	0.4	0.08	0.08	0.08	2.08	2.15	2.11	7.9	7.9	7.9	0.62	0.63	0.63	170	0.8
16	0.03	0.06	0.04	2.11	2.26	2.17	7.7	8.1	7.9	0.71	0.77	0.74	172	1.0	0.08	0.08	0.08	2.03	2.14	2.08	7.9	7.9	7.9	0.62	0.63	0.63	174	0.8
17	0.04	0.06	0.05	1.96	2.21	2.06	8.1	8.1	8.1	0.73	0.75	0.74	169	0.6	0.07	0.07	0.07	1.98	2.07	2.01	7.9	7.9	7.9	0.62	0.63	0.63	166	0.8
18	0.03	0.06	0.04	1.96	2.11	2.02	8.1	8.1	8.1	0.72	0.73	0.72	166	0.8	0.07	0.07	0.07	1.97	2.03	1.98	7.9	8.0	7.9	0.62	0.63	0.63	167	1.0
19	0.03	0.06	0.04	1.96	2.11	2.03	8.1	8.1	8.1	0.69	0.72	0.71	168	0.6	0.08	0.08	0.08	1.97	2.02	1.98	8.0	8.0	8.0	0.63	0.64	0.63	166	0.8
20	0.03	0.08	0.07	1.96	2.06	2.01	7.5	8.2	8.1	0.68	0.69	0.68	170	0.7	0.09	0.10	0.09	1.94	1.99	1.98	8.0	8.0	8.0	0.63	0.65	0.64	168	1.3
21	0.05	0.07	0.08	1.91	2.06	1.98	8.1	8.1	8.1	0.67	0.68	0.68	170	0.7	0.09	0.10	0.09	1.93	1.98	1.97	8.0	8.0	8.0	0.64	0.65	0.64	170	0.8
22	0.05	0.08	0.07	2.01	2.11	2.04	8.1	8.1	8.1	0.67	0.69	0.68	174	0.7	0.09	0.10	0.09	1.97	2.11	2.02	7.9	8.0	7.9	0.63	0.65	0.64	174	0.8
23	0.06	0.08	0.07	1.96	2.16	2.05	8.1	8.1	8.1	0.67	0.68	0.68	166	0.8	0.09	0.10	0.09	1.93	1.98	1.97	8.0	8.0	8.0	0.63	0.65	0.64	167	0.7
24	0.06	0.08	0.07	1.91	2.06	1.96	8.1	8.1	8.1	0.67	0.68	0.67	172	0.6	0.09	0.10	0.09	1.93	1.98	1.96	8.0	8.0	8.0	0.64	0.65	0.64	169	0.7
25	0.06	0.07	0.07	1.91	2.01	1.96	8.1	8.1	8.1	0.66	0.67	0.67	170	0.5	0.09	0.10	0.09	1.93	1.98	1.97	8.0	8.0	8.0	0.63	0.65	0.64	169	1.0
26	0.06	0.07	0.07	1.93	2.01	1.94	8.1	8.1	8.1	0.66	0.67	0.66	171	0.6	0.09	0.09	0.09	1.93	1.99	1.97	8.0	8.0	8.0	0.63	0.65	0.64	169	1.5
27	0.06	0.10	0.07	1.93	2.01	1.95	8.1	8.1	8.1	0.66	0.67	0.66	165	0.8	0.09	0.09	0.09	1.93	1.98	1.95	8.0	8.0	8.0	0.63	0.65	0.64	166	1.1
28	0.07	0.10	0.10	1.91	2.01	1.95	8.1	8.1	8.1	0.66	0.67	0.66	174	1.2	0.09	0.10	0.10	1.90	2.00	1.95	7.9	8.0	7.9	0.63	0.65	0.64	173	0.9
29	0.07	0.10	0.09	1.98	2.06	2.00	8.0	8.1	8.1	0.66	0.66	0.66	170	1.4	0.09	0.10	0.10	1.88	2.07	1.95	7.9	8.0	8.0	0.63	0.65	0.65	174	1.3
30	0.04	0.13	0.09	1.91	2.01	1.92	8.0	8.1	8.1	0.66	0.67	0.67	168	1.1	0.09	0.10	0.09	2.05	2.12	2.09	7.9	8.0	8.0	0.64	0.66	0.65	174	1.5
31	0.07	0.10	0.08	1.91	2.06	1.97	8.1	8.1	8.1	0.66	0.67	0.67	170	0.8	0.08	0.09	0.09	2.00	2.12	2.05	8.0	8.0	8.0	0.65	0.66	0.66	169	1.0
Monthly Min/Max/ Avg	0.03	0.13	0.07	1.91	2.36	2.08	7.5	8.2	7.9	0.66	0.77	0.70	169	0.7	0.06	0.11	0.08	1.88	2.22	2.05	7.6	8.0	7.9	0.60	0.66	0.63	169	0.9

NOTES: ' -- ' indicates plant offline

1.2.5 Rossdale Filters 1 - 9 Particle Counts (no./mL >2um)

October 2025

Filter	1			2			3			4			5			6			7			8			9		
Day	Min	Max	Avg	Min	Max	Avg	Min	Max	Avg	Min	Max	Avg	Min	Max	Avg	Min	Max	Avg	Min	Max	Avg	Min	Max	Avg	Min	Max	Avg
1	1	2	1	1	2	1	1	8	2	1	10	1	2	15	4	1	6	2	1	11	3	1	4	1	1	1	1
2	2	14	5	1	2	1	1	3	1	1	15	6	1	6	3	1	27	2	1	4	3	1	10	1	1	13	3
3	1	4	2	1	7	3	1	1	1	1	5	2	1	4	1	1	15	4	1	3	1	1	22	3	1	4	2
4	1	5	1	1	7	2	1	9	2	1	4	2	1	21	2	2	13	4	1	2	1	1	7	2	1	3	1
5	1	16	3	1	2	1	1	4	2	1	9	2	2	7	4	1	4	2	2	15	4	1	10	3	1	2	1
6	1	5	2	1	10	2	1	3	1	1	28	5	1	5	2	1	20	1	1	4	2	1	20	3	1	13	3
7	1	2	1	1	4	2	1	12	3	1	45	4	1	21	4	2	8	3	1	14	3	1	12	3	1	9	2
8	2	10	4	1	2	1	1	3	1	1	4	2	2	30	4	1	4	2	1	5	2	1	4	2	1	14	2
9	1	5	3	1	3	2	1	2	1	1	3	2	1	4	2	1	15	2	1	2	1	1	20	3	1	14	2
10	1	5	2	1	3	1	1	9	3	1	16	2	1	5	2	2	7	4	1	18	3	1	6	3	1	4	2
11	1	18	3	1	37	5	1	7	3	2	30	4	2	26	6	1	5	2	1	6	3	1	4	2	1	2	1
12	1	4	2	1	6	2	1	3	1	1	12	2	1	6	3	1	16	2	1	3	1	1	8	5	2	10	3
13	1	5	1	1	2	1	1	17	3	1	41	3	1	11	3	2	11	4	1	15	4	1	5	3	1	12	2
14	1	21	4	1	13	3	1	5	2	1	8	4	12	24	16	1	5	3	1	6	3	1	4	2	1	21	2
15	1	5	2	1	29	3	1	12	2	1	5	2	--	--	--	1	18	3	1	14	2	2	27	4	2	21	4
16	1	19	5	1	8	2	2	6	4	1	18	5	--	--	--	2	7	4	3	8	6	3	37	6	1	34	5
17	3	14	6	2	6	4	1	20	4	3	11	5	--	--	--	2	15	5	2	7	4	2	33	6	3	23	7
18	3	10	6	2	7	4	2	8	4	3	11	6	--	--	--	3	17	6	3	12	6	1	9	6	3	11	6
19	4	9	6	2	7	4	3	10	4	4	12	6	--	--	--	3	22	8	3	9	6	3	13	6	3	13	5
20	4	11	7	3	7	5	3	8	6	5	10	7	--	--	--	3	10	7	4	9	7	4	13	7	4	9	6
21	1	10	7	3	8	6	3	8	5	5	15	7	--	--	--	3	9	6	5	10	8	5	10	7	3	11	7
22	5	12	9	3	12	7	4	10	7	6	12	9	--	--	--	6	13	9	3	18	8	4	11	7	4	12	7
23	7	19	10	6	15	10	5	11	7	6	15	9	15	27	21	5	12	9	9	20	14	4	14	8	6	17	9
24	6	13	9	5	37	10	3	14	7	5	38	8	10	20	14	4	18	8	8	20	13	7	12	9	4	13	8
25	6	42	10	3	12	7	5	12	8	5	12	8	11	21	15	6	16	10	5	15	9	4	14	9	5	14	8
26	5	23	12	5	14	9	3	43	10	5	21	12	8	36	18	5	24	12	7	21	13	5	16	10	5	22	11
27	12	26	17	6	22	14	9	17	12	1	28	17	12	38	20	8	24	12	7	26	15	10	21	15	7	14	10
28	12	22	17	7	21	13	8	18	12	9	27	17	12	36	21	8	24	14	7	27	14	7	24	14	9	19	14
29	11	17	14	10	15	12	--	--	--	12	17	14	17	25	21	7	11	9	--	--	--	11	15	13	8	14	10
30	6	18	11	3	15	8	4	14	9	4	18	11	8	27	13	4	22	11	7	13	10	3	15	9	5	19	11
31	3	15	6	1	23	6	3	9	6	4	25	8	4	28	12	2	22	9	3	9	5	3	25	8	2	8	4
Monthly Min/Max/Avg	1	42	6	1	37	5	1	43	4	1	45	6	1	38	9	1	27	6	1	27	6	1	37	6	1	34	5

NOTE: ' -- ' indicates filter offline

1.2.6 E.L. Smith Filters 1 - 9 Particle Counts (no./mL >2um)

October 2025

Filter	1			2			3			4			5			6			7			8			9		
Day	Min	Max	Avg	Min	Max	Avg	Min	Max	Avg	Min	Max	Avg	Min	Max	Avg	Min	Max	Avg	Min	Max	Avg	Min	Max	Avg	Min	Max	Avg
1	4	15	7	1	15	8	2	7	4	2	7	4	3	12	7	7	16	10	4	10	6	2	28	4	1	15	4
2	11	32	19	4	8	6	3	38	12	10	26	15	3	5	4	3	9	6	--	--	--	3	12	8	2	9	6
3	3	15	7	--	--	--	4	16	7	2	15	6	5	15	8	2	6	4	6	23	9	5	8	6	2	6	4
4	1	5	2	3	13	6	9	22	13	1	5	2	2	8	4	5	14	9	3	8	6	5	22	8	5	16	8
5	--	--	--	1	6	2	2	12	6	1	24	9	1	21	7	2	16	4	6	28	11	2	10	5	2	8	4
6	2	16	6	3	14	7	1	4	2	1	8	4	1	8	4	2	13	5	4	9	6	2	30	8	1	21	5
7	1	4	2	1	6	3	3	20	9	1	18	4	2	25	10	1	19	6	7	27	12	3	8	5	2	9	5
8	2	16	6	2	8	5	1	10	4	1	8	4	2	17	5	2	10	5	4	22	9	2	14	7	1	36	5
9	1	23	7	1	17	5	3	14	7	1	14	7	3	14	8	2	18	8	5	28	14	3	16	7	2	26	9
10	2	18	8	2	19	7	5	13	8	2	13	7	5	16	9	1	15	8	7	21	14	5	18	9	2	17	10
11	2	9	4	1	20	4	1	13	6	2	13	4	2	14	5	2	9	4	4	30	9	1	12	6	1	18	4
12	1	9	4	1	10	4	2	12	6	1	12	3	1	10	5	2	9	5	4	16	9	1	12	6	2	26	4
13	1	10	4	1	15	5	2	12	7	2	29	4	2	11	6	2	10	5	6	18	11	1	14	6	3	14	6
14	2	12	5	1	12	5	2	14	6	2	19	5	2	15	6	1	10	6	6	28	11	2	19	7	2	27	7
15	2	14	7	3	16	6	3	17	7	2	12	5	3	16	7	2	11	6	6	23	10	3	13	7	2	29	7
16	2	13	5	2	20	5	2	18	6	1	14	5	2	15	6	2	9	4	4	26	8	2	14	6	2	26	5
17	2	12	5	2	16	4	2	9	5	1	20	5	2	14	6	--	--	--	6	23	10	3	24	6	3	26	6
18	2	9	5	1	13	4	2	18	5	1	6	3	2	9	4	--	--	--	5	13	9	2	11	5	2	30	6
19	2	13	6	1	16	5	3	14	7	3	13	5	3	9	5	--	--	--	5	16	9	2	13	6	2	33	6
20	2	13	6	2	17	5	2	16	7	1	11	5	3	15	6	--	--	--	4	17	9	2	14	7	3	17	7
21	1	13	5	1	41	5	2	19	5	2	16	4	1	12	5	--	--	--	4	23	8	2	14	6	2	27	6
22	1	14	6	1	25	5	2	22	6	1	16	5	3	13	5	--	--	--	3	25	9	1	13	6	1	24	5
23	1	14	5	1	43	5	3	15	6	1	18	5	3	14	6	--	--	--	4	17	9	2	14	7	3	16	7
24	1	13	5	1	9	4	3	19	7	1	28	4	2	15	8	--	--	--	4	18	9	2	14	8	2	17	7
25	2	12	5	1	30	5	2	15	6	2	12	5	2	15	6	--	--	--	4	18	9	2	13	7	2	20	7
26	1	12	5	1	28	5	2	16	6	1	13	5	2	17	6	--	--	--	4	21	9	2	17	7	2	21	6
27	2	14	7	1	33	7	1	17	8	1	13	6	3	19	8	--	--	--	3	18	10	2	20	8	2	37	8
28	1	16	8	1	21	7	2	15	8	1	17	5	1	18	8	--	--	--	2	21	9	1	11	6	1	26	8
29	2	23	10	2	40	7	2	20	9	2	22	8	3	18	10	--	--	--	5	22	12	4	21	11	5	19	10
30	1	16	4	1	37	4	1	18	5	1	13	4	1	11	4	--	--	--	2	28	10	1	23	4	1	18	4
31	1	17	6	1	42	5	2	18	6	2	14	5	1	15	7	--	--	--	8	33	16	2	29	7	2	31	7
Monthly Min/Max/Avg	1	32	6	1	43	5	1	38	7	1	29	5	1	25	6	1	19	6	2	33	10	1	30	7	1	37	6

NOTES: ' -- ' indicates filter offline

1.2.7 E.L. Smith Filters 10 - 18 Particle Counts (no./mL >2um)

October 2025

Filter	10			11			12			13			14			15			16			17			18		
Day	Min	Max	Avg	Min	Max	Avg	Min	Max	Avg	Min	Max	Avg	Min	Max	Avg	Min	Max	Avg	Min	Max	Avg	Min	Max	Avg	Min	Max	Avg
1	3	20	6	2	8	5	4	27	8	2	15	6	4	10	6	3	9	6	2	7	4	5	17	9	2	4	3
2	3	17	10	8	23	14	4	7	5	4	10	7	8	15	12	--	--	--	7	22	13	4	8	6	3	23	6
3	3	10	5	2	11	5	3	26	7	--	--	--	4	12	7	4	11	7	3	10	6	6	14	10	3	6	4
4	1	5	3	2	4	3	2	5	3	3	13	7	2	6	4	2	7	4	2	5	3	3	14	6	2	16	8
5	2	4	2	2	25	7	3	28	7	3	7	5	5	16	10	2	7	4	4	17	9	2	7	4	2	9	5
6	3	17	6	1	4	3	2	5	3	6	14	8	3	8	5	4	11	7	2	7	4	5	16	9	1	5	2
7	1	5	3	2	31	6	6	30	10	3	9	6	--	--	--	2	6	4	2	4	3	2	8	5	4	16	7
8	3	34	6	1	30	5	2	24	5	2	11	5	3	13	6	1	9	3	2	13	6	2	12	6	2	6	4
9	2	16	6	2	31	10	3	15	7	3	16	7	3	17	10	3	16	6	2	18	10	2	19	8	2	11	7
10	3	16	8	5	16	10	3	20	9	4	18	9	6	48	11	3	10	7	3	18	11	2	18	9	4	13	7
11	2	9	5	2	14	5	2	26	5	2	10	5	2	12	5	1	9	5	2	10	5	2	9	5	1	10	5
12	1	8	4	2	10	5	1	24	4	1	9	5	2	10	5	1	8	4	1	11	5	2	10	5	1	9	4
13	1	8	5	2	12	6	2	13	6	3	11	6	3	13	7	2	10	5	2	11	6	2	13	6	2	10	4
14	2	9	5	2	26	7	2	29	7	2	12	7	2	12	7	2	9	5	1	10	6	2	12	7	2	11	5
15	2	12	7	3	18	7	3	22	7	3	12	7	3	12	7	3	9	6	3	13	8	3	12	7	2	11	6
16	2	30	5	2	23	6	2	25	6	2	10	5	2	11	6	2	8	4	2	12	6	3	11	6	2	10	5
17	2	13	5	2	20	6	2	24	6	2	9	6	3	19	5	2	11	5	2	12	6	3	13	6	1	9	5
18	1	10	5	2	27	6	2	10	5	2	11	5	3	10	5	2	6	4	1	7	4	2	10	5	1	10	4
19	1	10	5	3	11	6	2	11	6	2	12	6	3	12	6	3	20	5	3	9	5	2	10	6	2	10	5
20	2	9	5	2	16	7	2	15	6	2	11	6	3	11	7	2	7	5	3	13	6	3	13	6	1	11	5
21	1	12	5	2	17	6	2	25	6	2	11	5	2	25	5	1	9	4	2	11	5	1	13	5	1	9	5
22	1	13	5	1	18	7	1	26	6	2	16	5	1	10	5	1	9	5	2	13	6	2	14	6	1	10	5
23	1	14	5	2	14	7	3	19	8	2	13	6	2	14	7	2	11	6	1	14	6	1	11	5	1	11	6
24	2	14	6	3	18	8	2	20	7	3	13	7	3	12	8	3	12	7	2	14	7	4	15	9	2	13	6
25	2	11	6	2	17	7	2	19	6	1	13	6	2	12	6	2	10	6	2	12	6	2	14	6	2	12	5
26	2	12	6	2	16	7	2	20	7	3	13	8	3	33	8	1	13	6	2	16	6	3	14	7	2	13	5
27	2	14	7	3	21	9	3	17	8	3	16	7	3	12	7	2	12	8	2	11	6	2	16	7	1	15	6
28	1	15	6	1	23	7	1	21	6	1	22	8	1	19	7	1	16	5	1	19	8	1	16	8	1	9	4
29	3	16	9	2	22	10	2	20	10	2	18	9	2	19	9	1	17	7	2	17	9	2	17	9	2	16	8
30	1	27	4	1	28	5	1	25	5	1	12	4	1	12	4	1	8	3	1	23	5	1	12	5	1	8	4
31	1	28	5	2	25	6	2	27	7	2	16	8	2	15	7	2	11	6	1	15	6	1	18	6	1	11	5
Monthly Min/Max/Avg	1	34	5	1	31	6	1	30	6	1	22	6	1	48	7	1	20	5	1	23	6	1	19	7	1	23	5

NOTES: ' -- ' indicates filter offline

1.2.8 Rossdale Filters 1 - 9 Turbidity (NTU)

October 2025

Filter	1			2			3			4			5			6			7			8			9		
Day	Min	Max	Avg	Min	Max	Avg	Min	Max	Avg	Min	Max	Avg	Min	Max	Avg	Min	Max	Avg	Min	Max	Avg	Min	Max	Avg	Min	Max	Avg
1	0.01	0.03	0.01	0.02	0.02	0.02	0.01	0.03	0.01	0.01	0.03	0.02	0.02	0.05	0.02	0.01	0.02	0.01	0.02	0.05	0.03	0.01	0.01	0.01	0.01	0.03	0.01
2	0.02	0.05	0.02	0.02	0.02	0.02	0.01	0.01	0.01	0.01	0.03	0.01	0.01	0.04	0.02	0.01	0.02	0.01	0.02	0.03	0.03	0.01	0.01	0.01	0.01	0.05	0.02
3	0.02	0.04	0.02	0.02	0.05	0.03	0.00	0.01	0.00	0.00	0.03	0.01	0.01	0.03	0.02	0.01	0.01	0.01	0.02	0.02	0.02	0.01	0.05	0.02	0.01	0.02	0.02
4	0.01	0.03	0.02	0.02	0.02	0.02	0.00	0.05	0.02	0.00	0.04	0.01	0.02	0.05	0.02	0.01	0.05	0.02	0.02	0.02	0.02	0.01	0.02	0.02	0.01	0.02	0.01
5	0.01	0.05	0.02	0.02	0.02	0.02	0.01	0.01	0.01	0.00	0.04	0.01	0.02	0.03	0.02	0.01	0.01	0.01	0.02	0.06	0.03	0.01	0.02	0.01	0.01	0.02	0.01
6	0.01	0.03	0.02	0.02	0.05	0.03	0.01	0.02	0.01	0.01	0.03	0.01	0.01	0.03	0.02	0.01	0.05	0.01	0.02	0.02	0.02	0.01	0.06	0.02	0.02	0.05	0.03
7	0.01	0.03	0.02	0.02	0.04	0.02	0.01	0.04	0.01	0.01	0.04	0.01	0.01	0.05	0.03	0.01	0.04	0.02	0.02	0.05	0.02	0.02	0.02	0.02	0.02	0.02	0.02
8	0.02	0.08	0.02	0.02	0.04	0.02	0.01	0.01	0.01	0.00	0.02	0.01	0.02	0.03	0.02	0.01	0.02	0.01	0.02	0.03	0.02	0.01	0.02	0.02	0.01	0.05	0.02
9	0.02	0.03	0.02	0.03	0.04	0.03	0.01	0.01	0.01	0.01	0.02	0.01	0.02	0.03	0.02	0.01	0.05	0.01	0.02	0.02	0.02	0.01	0.06	0.02	0.02	0.02	0.02
10	0.01	0.03	0.02	0.02	0.03	0.02	0.01	0.04	0.02	0.00	0.04	0.01	0.01	0.04	0.02	0.01	0.03	0.02	0.02	0.05	0.03	0.01	0.02	0.02	0.01	0.02	0.02
11	0.02	0.06	0.02	0.02	0.06	0.03	0.01	0.02	0.01	0.01	0.03	0.01	0.01	0.06	0.03	0.01	0.02	0.01	0.02	0.03	0.02	0.01	0.02	0.01	0.02	0.02	0.02
12	0.02	0.03	0.02	0.02	0.03	0.02	0.01	0.01	0.01	0.01	0.03	0.01	0.01	0.03	0.02	0.01	0.06	0.01	0.02	0.02	0.02	0.01	0.05	0.02	0.02	0.06	0.02
13	0.01	0.03	0.02	0.02	0.02	0.02	0.01	0.04	0.02	0.00	0.04	0.01	0.02	0.04	0.02	0.01	0.05	0.02	0.02	0.06	0.03	0.02	0.02	0.02	0.02	0.02	0.02
14	0.01	0.06	0.02	0.02	0.06	0.03	0.01	0.01	0.01	0.01	0.05	0.03	0.05	0.06	0.06	0.01	0.02	0.01	0.02	0.03	0.03	0.01	0.02	0.02	0.01	0.05	0.02
15	0.01	0.03	0.02	0.02	0.03	0.02	0.01	0.04	0.02	0.00	0.02	0.01	--	--	--	0.01	0.06	0.02	0.02	0.06	0.02	0.02	0.05	0.02	0.02	0.03	0.02
16	0.02	0.06	0.03	0.02	0.07	0.03	0.01	0.02	0.02	0.01	0.06	0.02	--	--	--	0.01	0.02	0.02	0.03	0.04	0.03	0.02	0.07	0.02	0.02	0.04	0.02
17	0.02	0.07	0.03	0.03	0.04	0.03	0.01	0.07	0.02	0.01	0.06	0.02	--	--	--	0.01	0.07	0.02	0.02	0.03	0.03	0.02	0.07	0.03	0.02	0.07	0.03
18	0.02	0.07	0.03	0.03	0.08	0.04	0.02	0.07	0.02	0.01	0.07	0.02	--	--	--	0.02	0.07	0.02	0.03	0.08	0.04	0.02	0.03	0.03	0.02	0.07	0.03
19	0.03	0.06	0.04	0.03	0.08	0.04	0.02	0.02	0.02	0.02	0.04	0.02	--	--	--	0.03	0.03	0.03	0.03	0.08	0.04	0.02	0.07	0.04	0.02	0.08	0.03
20	0.04	0.08	0.05	0.03	0.05	0.04	0.03	0.08	0.04	0.02	0.08	0.04	--	--	--	0.02	0.08	0.04	0.03	0.08	0.04	0.03	0.08	0.04	0.03	0.05	0.04
21	0.03	0.06	0.04	0.04	0.08	0.05	0.02	0.08	0.04	0.02	0.08	0.03	--	--	--	0.02	0.03	0.03	0.04	0.06	0.04	0.03	0.05	0.04	0.03	0.08	0.04
22	0.03	0.08	0.05	0.03	0.09	0.05	0.03	0.07	0.04	0.03	0.06	0.04	--	--	--	0.03	0.08	0.04	0.03	0.09	0.04	0.03	0.09	0.04	0.03	0.04	0.04
23	0.04	0.09	0.05	0.04	0.06	0.05	0.03	0.09	0.04	0.03	0.09	0.04	0.05	0.08	0.06	0.03	0.09	0.04	0.04	0.07	0.05	0.03	0.05	0.04	0.03	0.09	0.05
24	0.03	0.08	0.05	0.03	0.09	0.05	0.02	0.09	0.04	0.02	0.07	0.03	0.03	0.05	0.04	0.02	0.08	0.03	0.04	0.09	0.05	0.03	0.08	0.04	0.03	0.08	0.04
25	0.03	0.09	0.05	0.03	0.09	0.04	0.02	0.07	0.04	0.02	0.05	0.03	0.04	0.09	0.05	0.03	0.06	0.04	0.03	0.09	0.04	0.03	0.08	0.04	0.03	0.05	0.04
26	0.03	0.08	0.05	0.04	0.06	0.04	0.02	0.08	0.04	0.02	0.08	0.04	0.03	0.08	0.05	0.02	0.08	0.04	0.04	0.08	0.05	0.03	0.05	0.03	0.03	0.08	0.04
27	0.05	0.06	0.05	0.04	0.07	0.06	0.03	0.04	0.04	0.03	0.07	0.06	0.03	0.08	0.05	0.03	0.08	0.04	0.03	0.08	0.06	0.05	0.08	0.05	0.03	0.04	0.03
28	0.04	0.09	0.05	0.03	0.09	0.06	0.03	0.09	0.05	0.02	0.09	0.05	0.03	0.09	0.05	0.03	0.09	0.04	0.03	0.08	0.05	0.03	0.09	0.05	0.03	0.09	0.05
29	0.04	0.06	0.04	0.05	0.05	0.05	--	--	--	0.05	0.05	0.05	0.06	0.07	0.06	0.03	0.05	0.03	--	--	--	0.04	0.06	0.04	0.03	0.04	0.03
30	0.04	0.09	0.06	0.03	0.06	0.05	0.02	0.09	0.04	0.02	0.07	0.04	0.04	0.05	0.04	0.02	0.07	0.05	0.05	0.08	0.06	0.02	0.06	0.04	0.04	0.09	0.05
31	0.02	0.09	0.04	0.03	0.09	0.04	0.03	0.05	0.03	0.03	0.08	0.03	0.03	0.08	0.04	0.02	0.09	0.04	0.03	0.05	0.03	0.02	0.09	0.04	0.02	0.04	0.03
Monthly Min/Max/Avg	0.01	0.09	0.03	0.02	0.09	0.03	0.00	0.09	0.02	0.01	0.09	0.02	0.01	0.09	0.03	0.01	0.09	0.02	0.02	0.09	0.03	0.01	0.09	0.03	0.01	0.09	0.03

NOTES: ' -- ' indicates filter offline

1.2.9 E.L. Smith Filters 1 - 9 Turbidity (NTU)

October 2025

Filter	1			2			3			4			5			6			7			8			9		
Day	Min	Max	Avg	Min	Max	Avg	Min	Max	Avg	Min	Max	Avg	Min	Max	Avg	Min	Max	Avg	Min	Max	Avg	Min	Max	Avg	Min	Max	Avg
1	0.02	0.06	0.02	0.02	0.07	0.04	0.00	0.01	0.00	0.02	0.03	0.02	0.01	0.05	0.01	0.04	0.08	0.05	0.01	0.01	0.00	0.01	0.07	0.02	0.01	0.05	0.01
2	0.04	0.06	0.04	0.03	0.03	0.03	0.01	0.06	0.02	0.05	0.06	0.06	0.01	0.01	0.01	0.03	0.04	0.04	--	--	--	0.01	0.06	0.03	0.00	0.03	0.01
3	0.02	0.04	0.02	--	--	--	0.01	0.02	0.01	0.02	0.05	0.03	0.01	0.05	0.02	0.03	0.04	0.03	0.00	0.06	0.01	0.02	0.03	0.03	0.01	0.01	0.00
4	0.01	0.02	0.01	0.03	0.08	0.03	0.02	0.05	0.03	0.02	0.03	0.03	0.00	0.02	0.01	0.04	0.08	0.04	0.01	0.00	0.00	0.01	0.06	0.03	0.01	0.05	0.02
5	--	--	--	0.02	0.03	0.02	0.01	0.02	0.01	0.03	0.07	0.04	0.00	0.06	0.02	0.03	0.08	0.03	0.00	0.05	0.01	0.02	0.03	0.02	0.01	0.01	0.00
6	0.01	0.07	0.02	0.02	0.08	0.03	0.00	0.02	0.01	0.03	0.04	0.03	0.00	0.02	0.01	0.03	0.06	0.04	0.01	0.00	0.00	0.02	0.07	0.03	0.01	0.05	0.01
7	0.01	0.02	0.01	0.02	0.03	0.02	0.01	0.08	0.02	0.03	0.07	0.03	0.00	0.06	0.02	0.03	0.08	0.04	0.00	0.05	0.01	0.02	0.03	0.02	0.00	0.02	0.01
8	0.02	0.06	0.02	0.03	0.07	0.03	0.01	0.06	0.02	0.02	0.04	0.02	0.00	0.01	0.01	0.03	0.08	0.04	0.01	0.08	0.01	0.02	0.08	0.04	0.01	0.05	0.01
9	0.01	0.08	0.03	0.02	0.08	0.04	0.02	0.07	0.02	0.02	0.07	0.04	0.01	0.07	0.02	0.03	0.08	0.05	0.01	0.08	0.02	0.01	0.08	0.03	0.00	0.08	0.02
10	0.02	0.07	0.03	0.03	0.08	0.04	0.02	0.07	0.03	0.03	0.08	0.04	0.01	0.07	0.02	0.03	0.08	0.05	0.01	0.08	0.03	0.03	0.08	0.04	0.01	0.08	0.04
11	0.02	0.07	0.02	0.02	0.07	0.03	0.01	0.07	0.02	0.03	0.08	0.04	0.00	0.07	0.01	0.03	0.08	0.04	0.00	0.08	0.02	0.01	0.08	0.04	0.01	0.08	0.02
12	0.01	0.07	0.02	0.02	0.08	0.04	0.01	0.07	0.03	0.02	0.08	0.03	0.00	0.07	0.02	0.03	0.08	0.05	0.00	0.08	0.02	0.01	0.08	0.04	0.00	0.08	0.02
13	0.01	0.07	0.02	0.02	0.07	0.04	0.01	0.07	0.02	0.03	0.08	0.04	0.00	0.07	0.02	0.03	0.08	0.04	0.00	0.08	0.02	0.02	0.08	0.03	0.01	0.08	0.02
14	0.01	0.07	0.02	0.02	0.07	0.03	0.01	0.07	0.01	0.02	0.08	0.04	0.01	0.07	0.01	0.03	0.07	0.04	0.00	0.07	0.02	0.02	0.07	0.03	0.01	0.06	0.02
15	0.02	0.07	0.03	0.03	0.07	0.04	0.01	0.07	0.02	0.03	0.08	0.04	0.01	0.07	0.02	0.03	0.08	0.05	0.01	0.08	0.02	0.01	0.07	0.03	0.00	0.07	0.02
16	0.02	0.07	0.02	0.02	0.08	0.03	0.01	0.07	0.02	0.02	0.08	0.04	0.00	0.07	0.02	0.03	0.07	0.04	0.00	0.07	0.01	0.01	0.08	0.03	0.00	0.07	0.01
17	0.02	0.08	0.03	0.03	0.08	0.04	0.01	0.07	0.02	0.02	0.08	0.04	0.01	0.07	0.02	--	--	--	0.01	0.07	0.02	0.00	0.08	0.04	0.01	0.08	0.03
18	0.02	0.07	0.03	0.02	0.07	0.04	0.01	0.07	0.02	0.03	0.08	0.04	0.01	0.08	0.02	--	--	--	0.01	0.08	0.03	0.01	0.08	0.04	0.00	0.07	0.03
19	0.02	0.08	0.04	0.03	0.08	0.05	0.02	0.08	0.03	0.04	0.08	0.05	0.02	0.04	0.02	--	--	--	0.01	0.08	0.03	0.03	0.08	0.04	0.01	0.08	0.03
20	0.02	0.07	0.04	0.03	0.08	0.05	0.01	0.07	0.03	0.03	0.08	0.05	0.01	0.08	0.03	--	--	--	0.01	0.08	0.03	0.01	0.09	0.04	0.01	0.09	0.03
21	0.02	0.08	0.03	0.03	0.09	0.04	0.01	0.08	0.02	0.03	0.09	0.05	0.01	0.05	0.02	--	--	--	0.01	0.09	0.03	0.01	0.09	0.04	0.00	0.09	0.03
22	0.01	0.08	0.03	0.02	0.09	0.04	0.01	0.08	0.02	0.03	0.09	0.05	0.01	0.08	0.02	--	--	--	0.01	0.09	0.03	0.01	0.09	0.04	0.01	0.09	0.02
23	0.02	0.09	0.03	0.03	0.10	0.04	0.01	0.08	0.02	0.03	0.09	0.05	0.01	0.08	0.02	--	--	--	0.00	0.09	0.02	0.02	0.09	0.04	0.01	0.09	0.03
24	0.02	0.09	0.03	0.02	0.06	0.04	0.01	0.07	0.02	0.03	0.09	0.04	0.01	0.08	0.03	--	--	--	0.01	0.09	0.02	0.02	0.09	0.04	0.01	0.09	0.03
25	0.02	0.08	0.03	0.02	0.09	0.04	0.01	0.08	0.02	0.03	0.09	0.04	0.01	0.08	0.02	--	--	--	0.01	0.09	0.03	0.02	0.09	0.04	0.00	0.09	0.02
26	0.02	0.07	0.03	0.02	0.09	0.04	0.01	0.08	0.02	0.03	0.09	0.04	0.01	0.08	0.02	--	--	--	0.01	0.09	0.02	0.01	0.09	0.04	0.01	0.09	0.02
27	0.02	0.09	0.04	0.03	0.09	0.05	0.01	0.08	0.03	0.03	0.09	0.05	0.01	0.09	0.03	--	--	--	0.01	0.09	0.03	0.02	0.09	0.05	0.00	0.09	0.04
28	0.02	0.10	0.04	0.02	0.09	0.04	0.01	0.08	0.02	0.03	0.09	0.04	0.00	0.09	0.03	--	--	--	0.01	0.09	0.03	0.02	0.09	0.03	0.01	0.09	0.03
29	0.03	0.09	0.05	0.03	0.10	0.05	0.01	0.09	0.03	0.04	0.10	0.06	0.01	0.09	0.03	--	--	--	0.01	0.09	0.04	0.01	0.10	0.06	0.02	0.09	0.05
30	0.01	0.09	0.03	0.02	0.09	0.04	0.00	0.07	0.02	0.03	0.09	0.04	0.01	0.09	0.02	--	--	--	0.01	0.08	0.02	0.01	0.09	0.03	0.01	0.09	0.02
31	0.02	0.09	0.03	0.02	0.09	0.04	0.01	0.08	0.02	0.03	0.09	0.04	0.00	0.08	0.02	--	--	--	0.00	0.08	0.02	0.02	0.09	0.04	0.01	0.09	0.03
Monthly Min/Max/Avg	0.01	0.10	0.03	0.02	0.10	0.04	0.00	0.09	0.02	0.02	0.10	0.04	0.00	0.09	0.02	0.03	0.08	0.04	0.01	0.09	0.02	0.01	0.10	0.04	0.01	0.09	0.02

NOTES: ' -- ' indicates filter offline

1.2.10 E.L. Smith Filters 10 - 18 Turbidity (NTU)

October 2025

Filter	10			11			12			13			14			15			16			17			18		
Day	Min	Max	Avg	Min	Max	Avg	Min	Max	Avg	Min	Max	Avg	Min	Max	Avg	Min	Max	Avg	Min	Max	Avg	Min	Max	Avg	Min	Max	Avg
1	0.03	0.06	0.03	0.01	0.05	0.00	0.01	0.05	0.02	0.03	0.08	0.04	0.04	0.05	0.04	0.05	0.07	0.06	0.04	0.04	0.04	0.05	0.08	0.06	0.03	0.03	0.03
2	0.02	0.05	0.05	0.03	0.04	0.03	0.01	0.01	0.01	0.04	0.05	0.04	0.07	0.08	0.07	--	--	--	0.06	0.07	0.07	0.05	0.05	0.05	0.03	0.07	0.04
3	0.03	0.05	0.03	0.01	0.03	0.00	0.01	0.05	0.02	--	--	--	0.04	0.07	0.05	0.06	0.08	0.07	0.04	0.06	0.05	0.05	0.08	0.06	0.03	0.04	0.03
4	0.02	0.03	0.02	0.01	0.01	0.01	0.00	0.01	0.01	0.03	0.08	0.04	0.04	0.04	0.04	0.05	0.06	0.05	0.04	0.04	0.04	0.04	0.05	0.05	0.03	0.07	0.04
5	0.02	0.02	0.02	0.01	0.05	0.01	0.01	0.05	0.02	0.03	0.04	0.03	0.04	0.08	0.05	0.05	0.05	0.05	0.05	0.08	0.06	0.04	0.05	0.04	0.03	0.04	0.03
6	0.03	0.07	0.03	0.01	0.01	0.01	0.00	0.01	0.00	0.04	0.08	0.05	0.04	0.05	0.04	0.05	0.08	0.06	0.04	0.05	0.04	0.05	0.08	0.06	0.03	0.03	0.03
7	0.02	0.03	0.02	0.01	0.05	0.00	0.02	0.05	0.04	0.03	0.04	0.03	--	--	--	0.05	0.05	0.05	0.04	0.04	0.04	0.04	0.05	0.04	0.04	0.07	0.04
8	0.03	0.06	0.04	0.01	0.05	0.01	0.00	0.07	0.01	0.03	0.08	0.04	0.04	0.08	0.05	0.05	0.08	0.05	0.04	0.08	0.05	0.04	0.08	0.05	0.03	0.04	0.03
9	0.03	0.08	0.04	0.01	0.08	0.02	0.01	0.08	0.03	0.04	0.08	0.04	0.04	0.08	0.06	0.06	0.07	0.06	0.04	0.08	0.06	0.04	0.08	0.05	0.03	0.08	0.04
10	0.03	0.08	0.05	0.01	0.08	0.03	0.01	0.08	0.03	0.04	0.08	0.05	0.05	0.08	0.06	0.06	0.08	0.07	0.05	0.08	0.06	0.05	0.08	0.06	0.04	0.08	0.05
11	0.02	0.08	0.04	0.01	0.07	0.01	0.01	0.08	0.03	0.03	0.08	0.04	0.04	0.08	0.05	0.05	0.08	0.06	0.04	0.08	0.06	0.04	0.08	0.05	0.03	0.08	0.04
12	0.03	0.08	0.04	0.01	0.07	0.01	0.01	0.08	0.02	0.03	0.08	0.04	0.04	0.08	0.05	0.05	0.08	0.06	0.04	0.08	0.05	0.04	0.08	0.05	0.03	0.07	0.04
13	0.02	0.08	0.04	0.01	0.07	0.02	0.01	0.08	0.03	0.04	0.08	0.05	0.04	0.08	0.05	0.05	0.08	0.06	0.04	0.08	0.05	0.04	0.08	0.05	0.03	0.08	0.04
14	0.03	0.08	0.04	0.01	0.06	0.01	0.01	0.08	0.03	0.03	0.08	0.04	0.04	0.07	0.05	0.05	0.08	0.06	0.04	0.08	0.05	0.04	0.08	0.05	0.03	0.07	0.04
15	0.03	0.08	0.05	0.01	0.07	0.02	0.01	0.07	0.02	0.03	0.08	0.04	0.04	0.08	0.05	0.05	0.08	0.06	0.05	0.08	0.06	0.04	0.08	0.05	0.03	0.08	0.04
16	0.03	0.08	0.04	0.01	0.07	0.01	0.01	0.07	0.02	0.03	0.08	0.04	0.04	0.08	0.05	0.05	0.08	0.06	0.04	0.08	0.05	0.04	0.08	0.05	0.03	0.07	0.04
17	0.03	0.08	0.04	0.01	0.08	0.01	0.01	0.08	0.03	0.03	0.08	0.04	0.04	0.06	0.05	0.05	0.08	0.06	0.04	0.08	0.05	0.04	0.08	0.06	0.03	0.08	0.04
18	0.03	0.08	0.05	0.01	0.07	0.02	0.01	0.08	0.03	0.03	0.08	0.05	0.04	0.08	0.05	0.06	0.08	0.06	0.04	0.08	0.05	0.05	0.08	0.06	0.03	0.08	0.05
19	0.03	0.08	0.05	0.00	0.08	0.02	0.01	0.08	0.03	0.04	0.08	0.05	0.05	0.08	0.06	0.06	0.08	0.07	0.05	0.08	0.06	0.05	0.08	0.06	0.04	0.08	0.05
20	0.03	0.08	0.05	0.00	0.09	0.03	0.01	0.08	0.03	0.04	0.08	0.05	0.05	0.08	0.06	0.06	0.08	0.06	0.05	0.09	0.06	0.05	0.09	0.06	0.03	0.08	0.05
21	0.03	0.10	0.05	0.01	0.08	0.02	0.01	0.09	0.03	0.04	0.09	0.05	0.04	0.09	0.05	0.05	0.09	0.06	0.04	0.09	0.06	0.04	0.09	0.06	0.03	0.09	0.04
22	0.03	0.10	0.05	0.01	0.09	0.02	0.01	0.09	0.03	0.04	0.09	0.05	0.04	0.09	0.05	0.05	0.09	0.07	0.04	0.09	0.06	0.04	0.09	0.06	0.03	0.09	0.04
23	0.03	0.09	0.05	0.01	0.08	0.02	0.01	0.09	0.04	0.04	0.07	0.05	0.04	0.09	0.06	0.05	0.09	0.07	0.04	0.09	0.06	0.04	0.07	0.05	0.03	0.09	0.05
24	0.03	0.09	0.05	0.00	0.09	0.03	0.01	0.09	0.03	0.04	0.09	0.05	0.04	0.09	0.06	0.05	0.09	0.07	0.05	0.09	0.07	0.05	0.09	0.07	0.04	0.09	0.05
25	0.03	0.09	0.05	0.01	0.09	0.02	0.01	0.09	0.03	0.03	0.09	0.05	0.04	0.09	0.05	0.05	0.09	0.06	0.05	0.09	0.06	0.04	0.09	0.06	0.03	0.09	0.05
26	0.03	0.09	0.05	0.01	0.09	0.02	0.01	0.09	0.03	0.04	0.09	0.05	0.04	0.09	0.06	0.05	0.09	0.06	0.05	0.09	0.06	0.05	0.09	0.06	0.04	0.09	0.05
27	0.03	0.10	0.06	0.00	0.09	0.03	0.01	0.09	0.04	0.04	0.09	0.05	0.05	0.07	0.06	0.05	0.09	0.07	0.06	0.09	0.07	0.05	0.09	0.06	0.04	0.09	0.05
28	0.02	0.09	0.05	0.01	0.09	0.02	0.00	0.10	0.03	0.03	0.09	0.05	0.04	0.09	0.06	0.05	0.09	0.06	0.05	0.09	0.07	0.04	0.09	0.06	0.03	0.09	0.04
29	0.04	0.10	0.07	0.00	0.09	0.03	0.01	0.09	0.04	0.03	0.09	0.05	0.04	0.09	0.06	0.06	0.10	0.07	0.06	0.10	0.07	0.05	0.09	0.07	0.05	0.10	0.07
30	0.02	0.10	0.04	0.01	0.09	0.02	0.00	0.09	0.03	0.03	0.09	0.04	0.04	0.09	0.05	0.05	0.09	0.06	0.05	0.09	0.06	0.04	0.09	0.05	0.03	0.09	0.04
31	0.02	0.10	0.04	0.01	0.09	0.01	0.01	0.09	0.03	0.04	0.09	0.05	0.04	0.09	0.06	0.05	0.09	0.06	0.05	0.09	0.06	0.04	0.09	0.06	0.03	0.09	0.05
Monthly Min/Max/Avg	0.02	0.10	0.04	0.01	0.09	0.02	0.00	0.10	0.03	0.03	0.09	0.05	0.04	0.09	0.05	0.05	0.10	0.06	0.04	0.10	0.06	0.04	0.09	0.05	0.03	0.10	0.04

NOTES: ' -- ' indicates filter offline

1.2.11 Combined Filter Effluent Water Quality

October 2025

Day	Rossdale						E.L. Smith					
	Particle Counts (no./mL,>2um)			Turbidity (NTU)			Particle Counts (no./mL,>2um)			Turbidity (NTU)		
	Min	Max	Avg	Min	Max	Avg	Min	Max	Avg	Min	Max	Avg
1	1	3	1	0.03	0.05	0.03	4	9	6	0.02	0.04	0.03
2	1	8	2	0.03	0.07	0.04	1	17	3	0.05	0.05	0.05
3	1	4	2	0.03	0.08	0.03	4	9	6	0.02	0.04	0.03
4	1	4	2	0.03	0.06	0.03	3	7	5	0.03	0.03	0.03
5	2	5	3	0.03	0.05	0.03	4	8	6	0.02	0.03	0.02
6	1	6	2	0.03	0.07	0.04	4	8	5	0.02	0.04	0.03
7	1	9	2	0.03	0.08	0.04	4	8	6	0.02	0.03	0.03
8	1	4	2	0.03	0.04	0.03	3	10	5	0.02	0.04	0.03
9	1	4	2	0.03	0.09	0.03	5	12	8	0.03	0.05	0.04
10	1	4	2	0.03	0.05	0.03	6	12	9	0.03	0.05	0.04
11	2	7	3	0.03	0.06	0.03	4	7	5	0.03	0.04	0.03
12	1	9	2	0.03	0.04	0.03	4	7	5	0.03	0.04	0.03
13	2	7	3	0.03	0.06	0.03	4	8	6	0.03	0.04	0.04
14	1	6	3	0.03	0.07	0.03	4	9	6	0.02	0.04	0.03
15	2	12	3	0.03	0.05	0.03	5	9	7	0.03	0.04	0.04
16	4	6	5	0.03	0.06	0.04	4	8	5	0.03	0.04	0.03
17	3	13	5	0.04	0.04	0.04	4	8	6	0.03	0.06	0.04
18	4	7	6	0.04	0.03	0.04	3	7	5	0.03	0.05	0.04
19	4	11	6	0.04	0.04	0.05	4	7	6	0.04	0.05	0.04
20	5	8	6	0.05	0.09	0.06	4	8	6	0.03	0.05	0.04
21	5	8	7	0.05	0.08	0.05	4	8	5	0.03	0.05	0.04
22	7	10	8	0.05	0.08	0.05	4	8	6	0.03	0.05	0.04
23	8	13	10	0.05	0.08	0.06	5	10	6	0.03	0.05	0.04
24	8	14	10	0.05	0.08	0.06	6	8	7	0.04	0.05	0.04
25	7	13	9	0.05	0.08	0.05	5	8	6	0.03	0.05	0.04
26	7	19	12	0.05	0.09	0.06	5	9	6	0.03	0.05	0.04
27	11	22	15	0.05	0.07	0.06	5	10	7	0.04	0.06	0.05
28	11	23	15	0.05	0.09	0.06	4	11	7	0.03	0.05	0.04
29	1	34	3	0.05	0.08	0.06	5	13	9	0.04	0.06	0.05
30	6	15	11	0.05	0.12	0.06	3	7	5	0.03	0.04	0.04
31	5	11	7	0.04	0.09	0.05	5	9	7	0.03	0.05	0.04
Monthly Min/Max/Avg	1	34	5	0.03	0.12	0.04	1	17	6	0.02	0.06	0.04

NOTES: ' -- ' indicates plant offline

1.2.12 Rossdale UV Disinfection - Filters 1 - 3

October 2025

Filter	1						2						3						Transmittance (%)		
Day	Dosage (mJ/cm²)			Flow (MLD)			Dosage (mJ/cm²)			Flow (MLD)			Dosage (mJ/cm²)			Flow (MLD)					
	Min	Max	Avg	Min	Max	Total	Min	Max	Avg	Min	Max	Total	Min	Max	Avg	Min	Max	Total	Min	Max	Avg
1	36.3	39.3	37.2	14.0	19.0	10.7	42.5	50.5	46.6	25.0	32.9	28.1	35.2	47.7	36.0	23.1	31.9	28.6	96.1	96.6	96.3
2	34.9	53.2	35.8	17.2	32.2	25.5	48.7	59.3	52.6	18.8	25.4	14.0	35.7	44.5	38.8	21.0	27.9	23.9	95.4	96.2	95.8
3	35.2	48.9	42.1	22.2	29.0	25.1	36.9	46.1	41.0	25.2	33.7	30.6	43.8	64.4	55.0	15.4	21.3	17.9	95.9	96.4	96.2
4	42.0	76.5	57.1	13.1	22.7	17.4	38.1	55.2	45.8	23.4	32.0	26.9	34.9	68.2	40.9	14.3	34.9	16.5	94.1	96.4	95.5
5	34.6	74.5	44.0	12.8	34.7	16.5	50.9	72.9	61.5	16.8	23.9	16.7	35.3	40.3	37.3	24.7	29.5	27.1	95.9	96.5	96.2
6	35.1	51.2	39.2	21.4	33.0	28.2	45.3	52.1	47.7	25.4	29.7	6.9	38.6	128.5	46.9	9.1	24.9	20.0	95.6	96.6	96.2
7	30.3	65.8	53.2	15.5	21.7	7.8	45.5	124.8	47.8	9.4	28.7	22.8	37.5	55.1	39.3	19.6	27.6	21.6	96.2	96.6	96.4
8	35.2	41.2	36.2	25.4	33.2	11.5	47.6	54.9	50.1	21.5	25.4	15.5	38.5	46.1	41.2	20.6	25.3	23.5	95.6	96.3	96.0
9	35.1	49.1	41.5	23.8	31.5	27.5	35.2	52.6	41.0	25.6	34.0	18.9	44.8	75.8	60.2	14.6	21.6	17.8	95.2	97.5	96.4
10	40.6	72.7	53.3	12.7	24.6	19.3	38.5	50.9	45.2	22.7	32.8	27.7	34.2	77.6	44.7	14.2	35.1	23.4	95.5	97.3	96.2
11	35.0	70.9	41.5	11.5	34.4	22.7	38.3	109.4	46.9	18.1	29.6	19.4	35.0	53.8	41.1	19.4	30.8	24.2	94.0	96.6	95.4
12	35.9	49.4	43.6	19.9	29.6	23.8	38.4	51.6	46.4	24.1	33.5	27.0	50.8	76.3	58.9	12.9	19.5	10.3	94.8	96.6	96.1
13	44.8	106.6	71.6	10.0	20.0	14.0	44.9	85.1	65.6	15.5	24.2	19.2	35.3	46.8	41.5	23.0	27.7	19.9	94.8	97.1	96.0
14	35.1	42.1	37.2	25.5	31.1	22.9	37.1	89.2	63.2	13.2	32.8	13.2	40.8	56.8	46.8	17.3	24.1	21.4	94.8	96.9	96.3
15	31.9	66.2	51.8	14.6	25.7	19.6	38.2	58.4	49.5	20.0	31.3	26.5	35.4	79.8	48.5	14.1	26.7	19.3	94.8	97.1	96.3
16	35.1	63.5	42.8	10.4	34.5	18.9	39.7	88.4	60.1	10.9	27.0	13.2	35.2	55.4	41.8	14.6	24.1	19.2	94.8	95.9	95.3
17	35.2	39.1	40.0	12.4	26.3	15.4	35.3	41.6	44.8	15.8	33.2	25.0	35.0	39.9	44.1	10.8	26.6	19.3	95.7	95.9	95.9
18	34.6	57.2	38.4	12.4	27.4	18.8	35.1	48.2	41.3	17.2	28.9	20.7	35.1	45.6	38.4	14.6	27.1	19.3	93.8	95.7	95.0
19	35.1	40.1	35.9	16.2	27.8	22.6	35.2	59.3	47.1	13.4	29.1	19.7	35.3	52.1	42.1	12.6	22.8	17.3	93.5	95.3	94.8
20	35.1	76.6	38.7	12.1	27.2	14.9	35.4	84.0	45.3	10.2	26.4	19.9	35.0	40.9	36.1	17.9	27.3	21.6	94.4	95.1	94.7
21	35.1	57.6	40.1	11.1	23.2	18.8	35.1	40.6	36.4	21.9	33.1	24.2	35.1	87.4	40.3	13.9	26.9	16.4	94.6	95.2	94.9
22	34.8	61.0	38.5	10.2	31.9	17.8	35.0	65.6	44.7	11.6	34.4	19.9	35.1	44.5	37.4	15.5	28.4	22.4	94.2	95.2	94.9
23	31.0	53.9	38.8	10.2	31.6	9.5	35.0	56.3	39.8	14.8	31.5	23.1	34.9	52.4	37.7	11.3	30.3	22.1	93.2	94.9	94.0
24	33.2	54.4	37.2	12.8	30.2	23.1	35.1	64.1	40.0	12.4	32.5	22.6	35.2	53.4	40.2	12.1	27.6	17.3	93.5	95.7	94.3
25	35.0	57.5	39.7	11.0	33.4	19.5	35.1	72.1	48.5	11.9	33.4	17.3	35.0	44.1	37.0	15.0	31.5	23.7	94.8	95.7	95.1
26	31.3	65.4	40.4	10.1	32.6	15.5	35.1	43.7	37.5	16.7	33.6	25.2	34.3	66.3	42.9	10.1	29.5	19.3	93.1	95.1	94.3
27	33.1	53.7	36.2	11.1	31.1	19.6	35.0	58.0	38.6	12.3	29.7	21.6	35.0	44.3	37.4	10.7	26.9	17.8	93.1	94.6	93.8
28	34.8	36.1	35.6	22.5	28.2	12.6	34.9	46.5	39.4	11.8	31.1	19.4	34.0	46.8	36.7	11.6	24.4	13.5	92.4	94.7	93.5
29	34.9	37.2	35.6	18.5	22.7	4.4	35.3	36.1	35.7	26.6	28.6	4.8	--	--	--	--	--	1.1	94.7	94.7	94.7
30	35.0	36.8	35.7	12.3	32.5	18.4	34.9	62.9	41.2	12.9	24.9	16.4	34.7	49.9	37.3	11.9	30.0	16.0	90.9	94.7	93.0
31	35.0	63.9	39.1	10.7	28.4	15.4	34.9	84.9	43.7	9.6	32.8	22.8	35.1	36.2	35.6	17.0	30.1	24.1	93.5	95.4	94.9
Monthly Total						557.7						629.2						605.8			
Monthly Min/Max/ Avg	30.3	106.6	41.9	10.0	34.7		34.9	124.8	46.3	9.4	34.4		34.0	128.5	42.1	9.1	35.1		90.9	97.5	95.3

NOTES: - Each filter has a UV reactor
- Transmittance (%) is a grab sample of the filter effluent prior to the UV reactor of a random online filter
' -- ' indicates filter and UV reactor offline

1.2.13 Rossdale UV Disinfection - Filters 4 - 6

October 2025

Filter	4						5						6						Transmittance (%)		
Day	Dosage (mJ/cm²)			Flow (MLD)			Dosage (mJ/cm²)			Flow (MLD)			Dosage (mJ/cm²)			Flow (MLD)					
	Min	Max	Avg	Min	Max	Total	Min	Max	Avg	Min	Max	Total	Min	Max	Avg	Min	Max	Total	Min	Max	Avg
1	35.7	41.8	39.7	15.5	24.9	19.6	35.0	39.1	35.7	27.6	32.3	20.2	35.4	43.8	38.3	25.7	34.9	30.6	96.1	96.6	96.3
2	35.1	40.2	39.2	12.2	31.4	14.7	35.3	44.6	38.7	21.1	28.5	24.0	41.4	53.6	45.6	19.3	26.5	22.5	95.4	96.2	95.8
3	35.4	47.5	41.4	25.4	31.6	28.1	43.8	68.1	57.6	14.8	21.4	17.0	52.7	62.4	58.0	12.3	19.5	16.4	95.9	96.4	96.2
4	42.5	68.3	53.1	17.1	25.8	20.8	40.1	68.1	58.0	11.6	24.3	12.7	31.7	38.0	35.7	26.3	36.1	32.0	94.1	96.4	95.5
5	38.7	78.8	68.2	13.7	29.5	5.2	36.7	48.5	42.7	21.1	28.1	23.4	35.4	50.8	42.5	21.7	32.8	26.3	95.9	96.5	96.2
6	35.1	50.5	39.1	24.2	34.6	30.7	38.1	65.3	47.4	16.0	25.8	21.5	37.4	110.4	58.9	9.8	30.6	16.6	95.6	96.6	96.2
7	38.7	144.2	50.1	19.7	27.2	15.5	37.1	65.5	48.6	15.6	28.2	7.8	36.7	134.4	38.9	24.8	31.2	23.7	96.2	96.6	96.4
8	39.0	51.0	42.7	21.2	28.8	25.9	35.4	40.3	37.5	23.3	29.4	15.3	36.8	50.1	42.1	20.9	29.7	25.6	95.6	96.3	96.0
9	44.2	69.5	58.4	18.5	25.0	21.1	37.8	58.5	48.0	18.7	26.0	22.5	42.7	77.1	63.1	17.2	26.9	14.0	95.2	97.5	96.4
10	35.0	85.3	59.9	11.9	31.5	18.5	52.8	74.4	59.5	11.9	19.2	12.8	34.0	48.7	37.5	25.1	36.7	31.4	95.5	97.3	96.2
11	35.1	52.8	40.8	23.2	31.4	27.1	35.2	42.9	37.3	24.3	31.9	26.7	35.4	68.6	48.7	16.6	28.0	20.8	94.0	96.6	95.4
12	50.3	82.1	64.4	12.6	23.4	17.4	40.3	55.3	48.2	17.1	25.1	20.5	35.5	73.0	65.8	14.5	28.6	3.6	94.8	96.6	96.1
13	38.7	83.2	70.1	10.0	31.2	5.8	50.0	82.6	59.3	12.0	17.1	8.6	35.5	47.4	40.5	25.6	31.4	28.6	94.8	97.1	96.0
14	36.6	53.1	42.9	22.1	31.2	27.1	37.8	42.9	40.4	23.8	26.5	0.5	40.4	60.2	50.4	18.0	27.9	23.1	94.8	96.9	96.3
15	47.0	88.7	70.6	12.1	22.4	16.4	--	--	--	--	--	--	35.5	83.7	47.7	12.2	29.6	22.8	94.8	97.1	96.3
16	35.2	70.9	39.6	11.5	26.4	19.4	--	--	--	--	--	--	35.4	58.8	43.7	15.9	26.6	20.7	94.8	95.9	95.3
17	35.6	51.1	46.8	10.3	26.4	18.9	--	--	--	--	--	--	35.4	37.9	48.1	10.1	30.6	20.5	95.7	95.9	95.9
18	35.1	59.1	44.0	12.6	27.0	17.6	--	--	--	--	--	--	35.3	56.4	42.2	12.7	31.0	19.9	93.8	95.7	95.0
19	35.0	51.7	41.0	14.1	25.1	20.2	--	--	--	--	--	--	35.4	49.5	40.6	15.3	27.6	21.4	93.5	95.3	94.8
20	34.4	58.1	38.6	12.1	27.0	19.9	--	--	--	--	--	--	35.4	89.8	39.8	13.9	30.0	21.1	94.4	95.1	94.7
21	35.3	75.3	46.8	10.3	26.8	13.6	--	--	--	--	--	--	37.6	76.2	48.8	11.6	21.8	16.2	94.6	95.2	94.9
22	34.9	48.4	38.0	15.7	31.0	24.3	--	--	--	--	--	--	35.2	41.0	36.3	19.5	35.5	24.9	94.2	95.2	94.9
23	34.9	57.6	39.8	10.3	28.3	20.1	35.2	39.0	35.7	19.3	23.3	5.3	35.2	56.1	40.4	11.3	33.1	21.0	93.2	94.9	94.0
24	34.9	59.8	41.7	12.4	26.8	18.2	35.2	62.3	39.6	11.6	22.7	17.7	34.2	60.1	42.6	10.7	29.7	18.5	93.5	95.7	94.3
25	34.9	62.3	41.7	11.5	30.2	21.6	34.3	38.8	35.8	17.4	30.2	19.6	35.2	51.0	38.3	14.4	35.0	25.4	94.8	95.7	95.1
26	34.7	62.7	36.4	11.6	33.9	23.5	35.2	69.3	42.8	10.4	28.2	17.3	35.2	67.6	40.4	10.9	30.3	20.9	93.1	95.1	94.3
27	34.6	54.1	38.6	11.1	29.6	16.6	34.3	44.0	37.5	13.6	24.9	16.1	35.3	56.2	42.2	11.9	25.0	12.1	93.1	94.6	93.8
28	35.5	42.5	39.6	10.9	31.1	16.1	34.7	42.6	39.4	10.7	24.9	16.9	35.1	46.3	37.9	17.6	23.0	21.2	92.4	94.7	93.5
29	35.0	36.4	35.7	26.8	29.2	6.1	35.2	35.9	35.6	24.8	29.1	4.9	44.9	46.8	45.8	16.5	17.7	2.8	94.7	94.7	94.7
30	34.4	86.5	39.8	11.6	22.4	18.3	35.3	36.1	35.6	21.0	25.9	7.1	35.3	49.4	37.1	15.5	32.6	24.9	90.9	94.7	93.0
31	34.6	37.1	35.8	18.5	31.1	22.9	35.2	73.5	39.5	10.5	28.5	19.6	35.2	79.8	42.3	9.6	33.7	19.4	93.5	95.4	94.9
Monthly Total						591.1						358.2						648.8			
Monthly Min/Max/ Avg	34.4	144.2	46.0	10.0	34.6		34.3	82.6	43.5	10.4	32.3		31.7	134.4	44.5	9.6	36.7		90.9	97.5	95.3

NOTES: - Each filter has a UV reactor
- Transmittance (%) is a grab sample of the filter effluent prior to the UV reactor of a random online filter
' -- ' indicates filter and UV reactor offline

1.2.14 Rossdale UV Disinfection - Filters 7 - 9

October 2025

Filter	7						8						9						Transmittance (%)		
Day	Dosage (mJ/cm²)			Flow (MLD)			Dosage (mJ/cm²)			Flow (MLD)			Dosage (mJ/cm²)			Flow (MLD)					
	Min	Max	Avg	Min	Max	Total	Min	Max	Avg	Min	Max	Total	Min	Max	Avg	Min	Max	Total	Min	Max	Avg
1	35.2	40.0	39.9	17.7	33.9	11.9	35.3	40.7	37.3	24.3	33.1	28.2	45.4	57.5	51.4	18.8	26.5	22.0	96.1	96.6	96.3
2	34.4	36.6	35.6	27.6	33.7	30.9	39.5	48.3	42.6	19.1	24.7	21.3	35.0	45.9	39.4	14.0	34.3	21.5	95.4	96.2	95.8
3	35.1	48.6	41.2	22.8	28.8	24.7	35.3	51.3	37.2	17.9	34.8	21.5	35.2	43.0	38.6	27.0	34.2	30.1	95.9	96.4	96.2
4	41.2	58.6	47.2	17.3	23.3	14.7	34.9	38.4	35.7	29.6	34.6	31.4	38.9	51.9	44.6	21.9	27.7	23.9	94.1	96.4	95.5
5	33.1	37.1	35.5	30.0	36.9	33.1	35.4	47.0	40.4	20.7	30.1	24.5	47.2	60.8	53.8	17.7	22.5	9.2	95.9	96.5	96.2
6	33.8	47.1	38.4	22.7	32.3	28.2	35.3	55.8	47.1	17.3	31.0	15.3	34.4	62.0	39.1	18.7	38.7	20.0	95.6	96.6	96.2
7	34.0	71.0	39.4	13.8	32.6	19.5	35.0	42.7	36.2	24.3	31.4	25.6	36.5	138.0	40.3	24.3	31.0	13.5	96.2	96.6	96.4
8	34.1	38.5	35.9	25.9	32.5	29.9	35.2	41.5	37.1	23.1	30.7	27.3	37.0	43.8	39.2	24.8	29.8	17.2	95.6	96.3	96.0
9	37.2	57.8	47.2	20.0	26.4	23.0	35.3	61.4	44.7	11.0	35.5	23.2	35.0	47.9	40.0	26.0	34.7	31.2	95.2	97.5	96.4
10	33.5	68.9	44.6	12.8	34.1	22.8	35.2	36.1	35.7	27.5	35.9	31.6	35.6	44.5	40.5	23.4	31.5	27.3	95.5	97.3	96.2
11	34.3	40.4	36.2	26.8	33.6	29.8	33.6	54.9	42.3	18.8	28.1	22.1	39.7	94.6	44.9	18.9	24.1	12.1	94.0	96.6	95.4
12	36.6	52.3	45.0	18.4	27.3	22.1	35.3	57.9	36.9	17.5	32.0	13.6	34.5	41.2	35.9	27.2	35.1	27.3	94.8	96.6	96.1
13	35.4	49.4	39.3	17.4	32.6	14.6	35.3	44.8	39.1	24.3	30.0	27.3	35.2	52.6	42.9	23.6	30.5	27.0	94.8	97.1	96.0
14	35.3	41.9	36.8	24.5	32.4	29.1	39.2	50.7	43.7	17.2	24.5	22.3	35.3	62.4	48.8	18.3	34.9	16.9	94.8	96.9	96.3
15	38.1	57.8	45.4	19.9	25.0	9.1	34.8	44.8	35.7	28.7	34.4	26.4	34.7	43.6	38.3	27.0	35.4	31.5	94.8	97.1	96.3
16	34.8	42.5	36.1	20.1	28.5	24.7	35.3	52.0	40.3	16.0	28.9	21.5	35.3	62.6	45.4	14.8	27.2	19.5	94.8	95.9	95.3
17	37.5	44.5	52.1	10.8	22.8	10.5	35.1	35.8	47.1	10.3	31.4	18.3	34.7	42.7	41.1	11.8	34.1	22.8	95.7	95.9	95.9
18	34.6	42.3	36.2	18.4	29.5	23.7	35.3	58.1	40.2	12.7	26.7	19.6	33.2	49.8	38.6	16.7	31.2	22.5	93.8	95.7	95.0
19	35.2	52.2	39.4	14.3	30.2	21.3	33.7	35.8	35.9	12.6	30.5	23.2	33.0	55.9	42.6	15.1	31.1	19.0	93.5	95.3	94.8
20	34.6	89.1	36.8	17.9	29.3	17.0	34.9	72.3	37.3	16.1	30.5	19.3	33.8	48.5	37.8	17.0	30.3	23.9	94.4	95.1	94.7
21	31.7	38.0	35.5	19.8	31.9	26.3	35.0	40.5	36.2	17.3	29.2	24.4	33.9	52.1	39.3	14.8	37.7	18.6	94.6	95.2	94.9
22	33.6	58.8	43.4	11.6	36.1	12.9	35.3	64.6	41.1	10.2	35.4	21.5	33.5	57.6	41.2	13.5	31.6	20.8	94.2	95.2	94.9
23	31.9	37.4	35.2	19.0	36.2	27.1	35.1	52.0	38.2	13.1	30.7	20.5	24.5	38.1	35.2	21.6	36.4	24.2	93.2	94.9	94.0
24	35.2	59.2	37.0	10.6	33.5	20.6	34.9	36.1	35.6	21.8	34.1	25.2	34.8	55.8	40.3	13.5	34.9	20.6	93.5	95.7	94.3
25	35.1	51.9	39.1	12.5	29.4	19.5	35.3	53.5	39.0	11.1	37.5	22.1	34.0	55.9	40.7	13.1	32.5	22.6	94.8	95.7	95.1
26	33.7	36.0	35.6	18.7	36.4	27.2	35.2	42.5	36.9	13.8	30.7	21.0	33.6	59.1	37.9	11.6	30.4	22.8	93.1	95.1	94.3
27	33.0	51.6	39.5	12.3	30.7	13.0	35.2	36.1	35.6	19.7	35.8	25.0	34.4	54.9	43.6	10.9	24.5	13.4	93.1	94.6	93.8
28	35.1	53.0	37.2	12.9	24.0	20.8	35.1	42.3	36.7	11.2	34.4	20.3	34.0	37.9	35.9	20.5	26.5	21.4	92.4	94.7	93.5
29	--	--	--	--	--	--	35.2	36.0	35.6	28.0	29.8	6.2	35.2	37.0	36.1	21.4	23.1	3.8	94.7	94.7	94.7
30	34.4	36.0	35.6	27.0	34.4	10.7	35.1	54.2	39.1	12.3	23.6	18.9	24.8	36.3	34.9	25.2	34.2	20.2	90.9	94.7	93.0
31	33.3	42.4	37.3	15.0	32.0	22.8	35.2	57.3	36.5	11.8	33.5	24.2	35.3	89.1	48.6	11.5	26.0	16.3	93.5	95.4	94.9
Monthly Total						641.6						692.9						643.1			
Monthly Min/Max/ Avg	31.7	89.1	39.4	10.6	36.9		33.6	72.3	38.8	10.2	37.5		24.5	138.0	41.2	10.9	38.7		90.9	97.5	95.3

NOTES: - Each filter has a UV reactor
- Transmittance (%) is a grab sample of the filter effluent prior to the UV reactor of a random online filter
' -- ' indicates filter and UV reactor offline

1.2.15 E.L. Smith UV Disinfection - UV Reactors 1 - 4

October 2025

Filter	1						2						3						4						Transmittance (%)		
Day	Dosage (mJ/cm²)			Flow (MLD)			Dosage (mJ/cm²)			Flow (MLD)			Dosage (mJ/cm²)			Flow (MLD)			Dosage (mJ/cm²)			Flow (MLD)					
	Min	Max	Avg	Min	Max	Total	Min	Max	Avg	Min	Max	Total	Min	Max	Avg	Min	Max	Total	Min	Max	Avg	Min	Max	Total	Min	Max	Avg
1	53.2	67.8	59.6	66.3	86.5	79.5	--	--	--	--	--	--	60.2	76.5	67.4	63.8	81.5	74.7	46.3	47.6	47.2	62.0	77.2	72.2	95.7	96.1	96.0
2	50.2	73.9	62.1	78.7	93.2	23.9	--	--	--	--	--	--	53.5	83.0	68.2	74.4	87.9	22.6	47.2	47.5	47.3	71.6	84.1	21.6	95.7	95.9	95.9
3	46.9	59.6	53.1	73.7	93.1	85.8	--	--	--	--	--	--	48.3	63.9	56.3	69.5	86.3	80.9	40.4	108.3	47.9	67.7	82.6	78.0	95.9	97.2	96.5
4	50.5	63.9	55.4	70.4	92.4	81.8	--	--	--	--	--	--	53.3	67.0	58.3	66.7	86.1	77.5	46.3	47.6	47.2	65.0	82.4	74.8	95.9	96.6	96.2
5	49.9	67.2	56.9	61.0	86.1	74.7	--	--	--	--	--	--	52.1	70.3	60.3	57.9	81.4	70.4	46.2	47.7	47.2	56.4	77.3	68.1	95.6	95.9	95.8
6	52.9	69.9	59.2	60.3	85.0	74.5	--	--	--	--	--	--	56.0	73.7	62.9	57.2	79.0	70.0	46.0	48.2	47.2	55.4	76.1	68.0	95.8	96.2	96.0
7	48.9	60.8	53.6	69.2	85.5	79.9	--	--	--	--	--	--	51.0	63.9	56.6	67.3	80.6	75.8	46.5	47.7	47.2	65.3	77.2	73.0	95.6	96.0	95.8
8	44.3	94.4	65.4	68.1	90.9	80.4	--	--	--	--	--	--	44.6	88.6	55.4	63.2	85.4	75.9	46.0	47.7	47.2	62.2	81.2	73.0	94.4	96.0	95.6
9	52.3	94.2	70.6	64.2	90.6	78.0	--	--	--	--	--	--	43.2	82.8	65.9	60.2	84.0	73.6	45.2	48.0	47.2	58.4	80.1	70.9	93.3	95.2	94.2
10	45.2	78.4	60.8	63.6	95.7	80.5	--	--	--	--	--	--	49.8	88.1	68.0	58.6	89.6	75.7	46.2	47.7	47.1	58.8	86.6	73.0	92.3	94.2	93.5
11	59.5	92.0	75.0	65.8	96.9	81.5	--	--	--	--	--	--	43.8	93.3	72.7	61.9	90.8	76.6	44.5	48.0	47.2	60.2	86.1	74.1	92.3	94.8	94.1
12	43.9	94.8	79.5	62.0	88.9	76.4	--	--	--	--	--	--	45.4	91.1	55.5	59.1	84.1	71.9	46.2	47.8	47.2	57.5	80.4	69.4	94.0	95.1	94.7
13	61.8	92.0	75.1	60.9	89.5	77.3	--	--	--	--	--	--	44.0	88.0	65.7	58.1	84.9	72.9	45.4	47.6	47.2	55.9	81.3	70.4	93.6	95.1	94.3
14	44.1	97.6	66.2	66.1	90.6	81.4	--	--	--	--	--	--	43.1	96.9	61.5	61.8	84.2	76.8	46.0	48.0	47.2	59.8	81.2	74.1	93.6	95.5	94.8
15	68.9	93.4	78.8	67.0	91.2	79.4	--	--	--	--	--	--	43.3	95.5	75.0	64.2	84.6	74.8	46.3	47.7	47.2	62.1	81.0	72.1	94.5	94.9	94.7
16	45.8	90.5	59.0	65.3	89.8	80.6	--	--	--	--	--	--	46.4	98.2	61.9	62.0	85.2	76.1	46.3	47.9	47.2	60.6	80.2	73.3	94.6	95.5	95.1
17	44.0	91.5	59.7	52.6	91.1	78.8	--	--	--	--	--	--	40.6	89.0	57.8	50.5	85.6	74.2	46.0	47.8	47.2	48.5	81.7	71.6	94.0	95.2	94.9
18	44.3	91.1	74.4	73.0	101.9	88.3	--	--	--	--	--	--	43.9	95.3	71.2	69.9	97.0	83.1	46.1	48.7	47.2	69.1	91.6	80.4	94.0	95.6	95.1
19	45.7	92.3	67.9	68.1	105.1	85.2	--	--	--	--	--	--	44.5	88.7	69.2	65.3	97.8	80.3	44.9	47.6	47.2	63.4	93.1	77.4	94.0	95.1	94.5
20	46.5	96.8	74.0	61.7	105.3	89.6	--	--	--	--	--	--	47.6	94.1	74.8	58.3	97.8	84.5	45.5	47.9	47.2	56.1	93.2	81.7	94.1	95.0	94.5
21	65.2	88.5	78.2	67.5	104.4	85.4	--	--	--	--	--	--	67.4	91.2	80.3	63.8	97.0	80.6	44.5	48.6	47.2	62.3	92.7	77.9	94.1	95.3	94.7
22	43.7	89.9	61.9	73.2	101.5	87.7	--	--	--	--	--	--	44.0	91.0	62.6	69.4	94.7	82.7	45.7	47.9	47.2	67.4	90.8	79.7	93.4	95.1	94.6
23	44.3	90.8	74.1	61.8	99.0	84.5	--	--	--	--	--	--	44.1	97.9	75.0	58.1	92.9	79.6	46.3	47.6	47.2	57.0	88.4	76.9	93.4	94.8	94.4
24	45.8	94.7	76.5	62.6	98.8	85.9	--	--	--	--	--	--	47.5	95.4	77.2	59.5	92.3	81.1	44.5	47.9	47.2	57.0	87.8	78.1	94.4	95.0	94.6
25	40.8	91.5	76.4	68.3	97.3	86.8	--	--	--	--	--	--	71.1	93.0	80.0	65.4	91.4	81.9	45.9	47.6	47.2	63.3	87.0	79.0	94.4	94.9	94.6
26	42.5	93.1	78.2	64.8	95.6	81.3	--	--	--	--	--	--	41.5	94.5	79.5	62.4	89.6	76.9	46.1	47.7	47.2	61.5	86.0	74.4	94.2	95.2	94.6
27	45.3	81.9	63.8	58.7	90.3	76.6	--	--	--	--	--	--	45.3	82.6	64.2	56.2	85.1	72.0	45.3	48.0	47.1	55.0	80.8	69.7	91.6	94.4	93.0
28	45.9	92.4	70.0	66.0	100.3	84.4	39.0	70.0	52.6	61.9	93.9	33.0	68.1	116.7	71.3	69.8	92.2	43.9	45.5	47.6	47.2	65.6	90.6	77.5	91.6	95.7	94.4
29	50.0	78.6	62.1	60.4	103.8	77.4	45.8	82.4	61.3	55.6	96.5	72.2	45.2	80.0	65.5	50.9	74.4	26.4	40.1	47.3	45.8	50.6	92.1	66.8	90.6	93.7	91.2
30	52.3	94.2	66.0	61.3	79.4	70.5	51.3	88.0	61.1	56.7	73.7	64.9	46.7	88.9	56.4	59.4	75.9	67.8	47.0	47.3	47.1	52.1	62.7	57.2	90.8	95.2	93.7
31	47.8	82.0	65.6	57.0	76.9	68.8	45.2	81.4	63.1	53.8	70.1	63.2	48.2	84.3	64.1	55.7	73.2	65.8	47.0	47.5	47.2	49.6	60.2	55.7	92.6	95.3	94.0
Monthly Total						2,446.6						233.3						2,226.9						2,210.0			
Monthly Min/Max/ Avg	40.8	97.6	67.1	52.6	105.3		39.0	88.0	59.5	53.8	96.5		40.6	116.7	66.5	50.5	97.8		40.1	108.3	47.2	48.5	93.2		90.6	97.2	94.7

NOTES: ' -- ' indicates UV reactor offline

- Transmittance (%) is a grab sample of the combined filter effluent prior to the UV reactor

1.2.16 Log Removal

October 2025

Day	Rossdale									E.L. Smith								
	Log Removal									Log Removal								
	Giardia			Virus			*Cryptosporidium*			*Giardia*			Virus			*Cryptosporidium*		
	Min	Max	Avg	Min	Max	Avg	Min	Max	Avg	Min	Max	Avg	Min	Max	Avg	Min	Max	Avg
1	8.5	8.7	8.6	21	23	22	7.0	7.0	7.0	7.3	7.4	7.4	13	18	16	7.0	7.0	7.0
2	8.5	9.4	8.7	22	25	23	7.0	7.0	7.0	7.3	7.5	7.4	14	18	15	7.0	7.0	7.0
3	8.6	8.7	8.6	21	24	22	7.0	7.0	7.0	7.4	7.4	7.4	15	18	17	7.0	7.0	7.0
4	8.6	8.7	8.6	21	24	23	7.0	7.0	7.0	7.3	7.4	7.4	13	17	15	7.0	7.0	7.0
5	8.5	8.7	8.6	19	23	22	7.0	7.0	7.0	7.3	7.4	7.4	12	16	15	7.0	7.0	7.0
6	8.3	8.5	8.3	19	21	20	7.0	7.0	7.0	7.3	7.4	7.3	12	15	13	7.0	7.0	7.0
7	8.2	8.9	8.3	19	22	21	7.0	7.0	7.0	7.3	7.4	7.3	11	16	14	7.0	7.0	7.0
8	8.2	8.3	8.2	18	22	20	7.0	7.0	7.0	6.8	7.4	7.0	11	15	14	6.5	7.0	6.7
9	8.1	8.2	8.1	16	20	18	7.0	7.0	7.0	6.7	6.9	6.8	9.6	15	12	6.5	6.5	6.5
10	8.1	8.2	8.1	17	18	17	7.0	7.0	7.0	6.8	6.9	6.8	11	15	13	6.5	6.5	6.5
11	8.1	8.4	8.2	17	19	18	7.0	7.0	7.0	6.8	6.9	6.9	11	15	13	6.5	6.5	6.5
12	8.3	8.6	8.5	17	20	19	7.0	7.0	7.0	6.8	6.9	6.8	10	14	12	6.5	6.5	6.5
13	8.2	8.5	8.4	16	20	19	7.0	7.0	7.0	6.8	6.9	6.8	10	14	12	6.5	6.5	6.5
14	8.1	8.2	8.2	16	18	16	7.0	7.0	7.0	6.7	6.8	6.8	8.9	13	11	6.5	6.5	6.5
15	7.5	8.2	7.9	16	17	16	6.5	7.0	6.8	6.7	6.8	6.8	8.9	12	11	6.5	6.5	6.5
16	7.5	7.7	7.6	15	19	17	6.5	6.5	6.5	6.7	6.8	6.8	8.5	13	11	6.5	6.5	6.5
17	7.4	7.7	7.6	14	17	16	6.5	6.5	6.5	6.7	6.8	6.8	8.6	12	11	6.5	6.5	6.5
18	7.5	7.7	7.6	15	18	17	6.5	6.5	6.5	6.7	6.8	6.8	9.0	12	10	6.5	6.5	6.5
19	7.7	8.0	7.8	16	18	17	6.5	6.5	6.5	6.7	6.8	6.7	8.2	11	9.2	6.5	6.5	6.5
20	7.9	8.0	7.9	16	18	17	6.5	6.5	6.5	6.7	6.8	6.7	8.5	11	9.6	6.5	6.5	6.5
21	7.9	8.0	7.9	15	18	16	6.5	6.5	6.5	6.7	6.8	6.8	9.2	13	10	6.5	6.5	6.5
22	7.8	8.1	7.9	15	17	16	6.5	6.5	6.5	6.7	6.8	6.8	9.1	13	11	6.5	6.5	6.5
23	7.6	7.8	7.7	15	18	16	6.4	6.5	6.5	6.7	6.8	6.7	8.7	11	9.7	6.5	6.5	6.5
24	7.6	7.8	7.7	15	18	16	6.5	6.5	6.5	6.7	6.8	6.8	8.8	12	9.9	6.5	6.5	6.5
25	7.6	7.8	7.6	15	17	16	6.5	6.5	6.5	6.7	6.8	6.8	8.8	12	10	6.5	6.5	6.5
26	7.6	7.8	7.7	15	18	16	6.5	6.5	6.5	6.7	6.8	6.8	9.6	13	11	6.5	6.5	6.5
27	7.8	8.0	7.9	16	19	17	6.5	6.5	6.5	6.7	6.8	6.8	8.8	12	10.0	6.5	6.5	6.5
28	7.7	8.0	7.9	16	22	19	6.5	6.5	6.5	6.7	6.8	6.7	7.7	11	9.9	6.5	6.5	6.5
29	7.7	7.9	7.8	16	16	16	6.5	6.5	6.5	6.7	6.7	6.7	8.1	11	9.2	6.5	6.5	6.5
30	7.6	8.2	7.8	15	18	16	6.4	6.5	6.5	6.7	6.8	6.7	9.3	11	10	6.5	6.5	6.5
31	7.5	7.8	7.6	14	17	15	6.5	6.5	6.5	6.7	6.7	6.7	8.9	11	9.8	6.5	6.5	6.5
Monthly Min/Max/Avg	7.4	9.4	8.0	14	25	18	6.4	7.0	6.7	6.7	7.5	6.9	7.7	18	12	6.5	7.0	6.6

NOTES: ' -- ' indicates plant offline

1.2.17 Liquid Alum Chemical Consumption

October 2025

Day	Dosage (mg/L)			Consumption (kg)			
	Rossdale		E.L. Smith	Rossdale			E.L. Smith
	Plant 1	Plant 2		Plant 1	Plant 2	Plant Total	
1	25.0	25.0	25.0	2,576	8,004	10,580	12,355
2	25.0	25.0	26.3	2,577	8,045	10,622	4,328
3	24.3	24.3	26.0	2,653	8,021	10,674	13,941
4	24.2	24.2	27.1	2,748	7,951	10,699	13,851
5	25.0	25.0	26.4	2,959	7,633	10,592	12,344
6	25.0	25.0	25.8	2,836	8,088	10,924	12,096
7	24.8	24.9	25.7	2,576	7,145	9,721	12,783
8	25.0	25.0	13.6	2,838	8,510	11,348	7,123
9	25.0	25.0	6.75	2,836	8,504	11,340	3,638
10	25.0	25.0	7.12	2,835	8,506	11,340	4,120
11	25.0	25.1	8.74	2,815	8,014	10,830	4,948
12	23.0	22.9	7.48	2,595	5,539	8,133	4,009
13	23.0	23.0	6.63	2,610	5,479	8,090	3,560
14	23.0	23.0	6.37	2,641	5,985	8,625	3,428
15	15.6	15.8	6.12	1,807	4,043	5,850	3,306
16	5.99	6.02	6.11	707	1,410	2,117	3,282
17	6.00	6.00	6.07	689	1,359	2,048	3,325
18	5.99	6.05	6.38	717	1,410	2,127	3,899
19	6.00	6.01	6.46	934	1,218	2,152	3,989
20	6.00	5.99	6.61	1,042	1,025	2,067	4,097
21	6.00	6.00	8.46	1,029	1,029	2,058	4,795
22	6.00	5.99	8.41	1,093	1,110	2,202	4,845
23	6.01	5.98	6.66	1,017	1,293	2,309	3,757
24	6.00	6.00	6.63	1,023	1,370	2,393	3,836
25	6.00	6.01	6.62	1,124	1,350	2,474	3,828
26	6.02	6.01	7.95	1,174	1,337	2,512	4,373
27	6.27	6.26	9.36	1,069	1,166	2,235	5,062
28	8.00	7.99	8.99	1,360	1,551	2,911	5,211
29	7.97	8.04	9.56	382	406	788	5,916
30	7.94	8.00	8.50	1,363	1,308	2,671	5,045
31	8.00	8.00	8.15	1,644	1,552	3,196	4,715
Monthly Total				56,267	129,358	185,626	185,805
Monthly Avg	14.9	14.9	11.8	1,815	4,173	5,988	5,994

NOTES : ' -- ' indicates system offline
- Liquid alum consumption (kg) at 48.5% by weight (solution delivered to sites at a concentration of 48.5%)
- NSF limit for liquid alum is **194 mg/L**

1.2.18 Primary Polymer (Magnafloc LT 27AG) Chemical Consumption

October 2025

Day	Dosage (mg/L)			Consumption (kg)			
	Rossdale		E.L. Smith	Rossdale			E.L. Smith
	Plant 1	Plant 2		Plant 1	Plant 2	Plant Total	
1	0.25	0.25	0.13	13	39	51	31
2	0.25	0.25	0.13	13	39	51	10
3	0.27	0.27	0.13	14	43	57	33
4	0.30	0.30	0.13	17	48	64	32
5	0.26	0.26	0.13	15	38	53	29
6	0.25	0.25	0.13	14	39	53	29
7	0.30	0.30	0.13	15	42	57	31
8	0.27	0.27	0.10	15	45	59	25
9	0.25	0.25	--	14	41	55	--
10	0.25	0.25	--	14	40	54	--
11	0.25	0.25	--	14	38	52	--
12	0.25	0.25	--	14	29	43	--
13	0.25	0.25	--	14	29	43	--
14	0.25	0.25	--	14	31	45	--
15	0.12	0.12	--	7	15	21	--
16	0.10	0.10	--	6	11	17	--
17	0.10	0.10	--	6	11	17	--
18	0.10	0.10	--	6	11	17	--
19	0.10	0.10	--	8	10	17	--
20	0.10	0.10	--	8	8	17	--
21	0.10	0.10	--	8	8	17	--
22	0.10	0.10	--	9	9	18	--
23	0.10	0.10	--	8	10	19	--
24	0.10	0.10	--	8	11	19	--
25	0.10	0.10	--	9	11	20	--
26	0.10	0.10	--	9	11	20	--
27	0.10	0.10	--	8	9	17	--
28	0.10	0.10	--	8	9	18	--
29	0.10	0.10	--	2	2	5	--
30	0.10	0.10	--	8	8	16	--
31	0.10	0.10	--	10	9	19	--
Monthly Total				325	706	1,032	219
Monthly Avg	0.17	0.17	0.12	10	23	33	27

NOTES: ' -- ' indicates system offline or primary polymer not being used
- Primary polymer consumption (kg) at 100% by weight mixed at the sites to required solution
- NSF limit for Magnafloc LT 27AG is **1.00 mg/L**

1.2.19 Carbon Chemical Consumption

October 2025

Day	Dosage (mg/L)			Consumption (kg)			
	Rossdale		E.L. Smith	Rossdale			E.L. Smith
	Plant 1	Plant 2		Plant 1	Plant 2	Plant Total	
1	--	--	--	--	--	--	--
2	--	--	--	--	--	--	--
3	--	--	--	--	--	--	--
4	--	--	--	--	--	--	--
5	--	--	--	--	--	--	--
6	--	--	--	--	--	--	--
7	--	--	--	--	--	--	--
8	--	--	--	--	--	--	--
9	--	--	--	--	--	--	--
10	--	--	--	--	--	--	--
11	--	--	--	--	--	--	--
12	--	--	--	--	--	--	--
13	--	--	--	--	--	--	--
14	--	--	--	--	--	--	--
15	--	--	--	--	--	--	--
16	--	--	--	--	--	--	--
17	--	--	--	--	--	--	--
18	--	--	--	--	--	--	--
19	--	--	--	--	--	--	--
20	--	--	--	--	--	--	--
21	--	--	--	--	--	--	--
22	--	--	--	--	--	--	--
23	--	--	--	--	--	--	--
24	--	--	--	--	--	--	--
25	--	--	--	--	--	--	--
26	--	--	--	--	--	--	--
27	--	--	--	--	--	--	--
28	--	--	--	--	--	--	--
29	--	--	--	--	--	--	--
30	--	--	--	--	--	--	--
31	--	--	--	--	--	--	--
Monthly Total				--	--	--	--
Monthly Avg	--	--	--	--	--	--	--

NOTES: ' -- ' indicates carbon not being used
- Carbon consumption (kg) at 100% by weight (mixed at the sites)
- NSF limit for Carbon is **250 mg/L**

1.2.20 Sodium Hypochlorite Chemical Consumption

October 2025

Day	Rossdale					E.L. Smith	
	Dosage (mg/L)		Consumption (kg)			Dosage (mg/L)	Consumption (kg)
	Plant 1	Plant 2	Plant 1	Plant 2	Plant Total		
1	2.50	2.50	15,642	48,594	70,085	3.43	108,188
2	2.55	2.55	15,937	49,668	71,560	3.35	35,110
3	2.43	2.56	16,112	51,266	73,594	3.13	107,305
4	2.33	2.70	15,984	53,770	75,481	3.17	103,438
5	2.10	2.72	15,033	50,216	68,102	3.16	94,291
6	2.17	2.65	14,926	52,046	70,475	3.12	93,578
7	1.77	2.56	11,114	44,581	58,258	3.07	97,287
8	1.77	2.56	12,172	52,870	67,959	3.05	101,650
9	1.61	2.40	11,074	49,528	65,039	3.38	116,174
10	2.26	2.56	15,538	52,805	72,870	3.48	128,636
11	2.39	2.55	16,302	49,423	71,399	3.49	126,172
12	2.50	2.50	17,132	36,593	58,022	3.36	114,890
13	2.51	2.47	17,250	35,735	56,599	3.31	113,360
14	2.60	2.50	18,087	39,429	62,087	3.27	112,367
15	2.52	2.46	17,742	37,986	59,518	3.53	121,610
16	2.62	2.56	18,711	36,311	58,661	3.23	110,652
17	2.35	2.48	16,382	34,079	53,508	3.26	113,793
18	2.50	2.50	18,146	35,296	57,493	3.25	126,712
19	2.51	2.51	23,732	30,822	58,211	3.28	129,293
20	2.65	2.65	27,862	27,462	58,649	3.36	132,776
21	2.65	2.65	27,545	27,548	59,419	3.28	118,508
22	2.65	2.65	29,271	29,757	63,681	3.14	115,346
23	2.69	2.69	27,564	35,190	67,337	3.30	118,943
24	2.70	2.70	27,917	37,394	69,906	3.38	124,738
25	2.72	2.71	30,818	36,973	72,822	3.44	126,915
26	2.85	2.85	33,728	38,453	76,926	3.50	122,808
27	2.88	2.82	29,780	31,796	65,333	3.56	122,900
28	2.82	2.78	29,036	32,704	65,532	3.31	122,423
29	2.54	2.76	7,375	8,429	16,386	3.57	140,980
30	2.86	2.88	29,806	28,500	61,289	3.34	126,365
31	2.72	2.72	33,886	32,004	69,851	3.35	123,577
Monthly Total			641,604	1,207,227	1,976,052		3,550,783
Monthly Avg	2.47	2.62	20,697	38,943	63,744	3.32	114,541

NOTES: ' -- ' indicates system offline

- Sodium hypochlorite consumption (kg) at 0.8% by weight (sodium hypochlorite generated onsite at a concentration of 0.8%)
- Plant Total Consumption is the combined addition of Plant 1, Plant 2 and Post Filter Trim.
- NSF limit for Sodium Hypochlorite generated onsite is **10 mg/L**

1.2.21 Filter Polymer Chemical Consumption

October 2025

Day	Dosage (mg/L)		Consumption (kg)	
	Rossdale	E.L. Smith	Rossdale	E.L. Smith
1	0.24	0.14	48	34
2	0.24	0.12	48	10
3	0.24	0.14	49	36
4	0.24	0.14	47	35
5	0.24	0.14	44	32
6	0.24	0.14	45	32
7	0.24	0.14	38	34
8	0.24	0.37	46	94
9	0.24	0.50	48	131
10	0.24	0.54	52	152
11	0.24	0.60	50	165
12	0.24	0.75	40	194
13	0.24	0.80	40	208
14	0.24	0.57	43	149
15	0.28	0.50	47	131
16	0.39	0.50	61	130
17	0.39	0.55	58	146
18	0.39	0.65	63	194
19	0.39	0.60	64	180
20	0.39	0.53	61	159
21	0.39	0.50	61	137
22	0.38	0.50	62	140
23	0.36	0.50	62	137
24	0.36	0.50	67	140
25	0.39	0.50	74	140
26	0.40	0.52	76	139
27	0.39	0.62	60	164
28	0.39	0.73	63	206
29	0.39	0.80	13	240
30	0.39	0.70	58	202
31	0.39	0.66	73	185
Monthly Total			1,662	4,075
Monthly Avg	0.32	0.48	54	131

NOTES: ' -- ' indicates system offline
- Filter polymer consumption (kg) at 100% by weight mixed at the sites to required solution
- NSF limit for Magnafloc LT 7981 is **20 mg/L**
- NSF limit for Magnafloc LT 7995 is **25 mg/L**

1.2.22-1 LAS Ammonia Chemical Consumption

October 2025

Day	Dosage (mg/L)		Consumption (kg)	
	Rossdale	E.L. Smith	Rossdale	E.L. Smith
1	0.62	0.65	1,273	1,493
2	0.62	0.62	1,255	431
3	0.62	0.64	1,277	1,587
4	0.62	0.63	1,243	1,508
5	0.62	0.63	1,153	1,375
6	0.62	0.63	1,177	1,360
7	0.61	0.62	978	1,449
8	0.60	0.61	1,174	1,434
9	0.59	0.60	1,201	1,372
10	0.59	0.61	1,294	1,415
11	0.59	0.61	1,234	1,435
12	0.59	0.61	998	1,344
13	0.59	0.61	994	1,362
14	0.58	0.61	1,052	1,434
15	0.58	0.60	1,012	1,394
16	0.57	0.58	914	1,371
17	0.57	0.58	878	1,339
18	0.57	0.58	943	1,498
19	0.57	0.58	959	1,446
20	0.57	0.58	917	1,523
21	0.57	0.59	923	1,454
22	0.57	0.58	958	1,478
23	0.57	0.57	1,007	1,410
24	0.57	0.57	1,070	1,436
25	0.57	0.57	1,114	1,450
26	0.57	0.58	1,122	1,364
27	0.57	0.57	904	1,279
28	0.57	0.58	943	1,401
29	0.56	0.58	195	1,425
30	0.57	0.58	879	1,526
31	0.57	0.58	1,090	1,486
Monthly Total			32,127	43,277
Monthly Avg	0.59	0.60	1,036	1,396

NOTES: ' -- ' indicates system offline
- LAS ammonia consumption (kg) at 100% by weight (solution delivered to sites at a concentration of **41.0%**)
- NSF limit for LAS Ammonia is **16.4 mg/L**

1.2.23 Caustic Soda Chemical Consumption

October 2025

Day	Dosage (mg/L)		Consumption (kg)	
	Rossdale	E.L. Smith	Rossdale	E.L. Smith
1	--	4.06	--	1,839
2	--	4.93	--	671
3	--	5.25	--	2,568
4	--	4.41	--	2,066
5	--	3.80	--	1,619
6	--	3.53	--	1,502
7	--	3.64	--	1,663
8	--	2.44	--	1,120
9	--	--	--	--
10	--	--	--	--
11	--	--	--	--
12	--	--	--	--
13	--	--	--	--
14	--	--	--	--
15	--	--	--	--
16	--	--	--	--
17	--	--	--	--
18	--	--	--	--
19	--	--	--	--
20	--	--	--	--
21	--	--	--	--
22	--	--	--	--
23	--	--	--	--
24	--	--	--	--
25	--	--	--	--
26	--	--	--	--
27	--	--	--	--
28	--	--	--	--
29	--	--	--	--
30	--	--	--	--
31	--	--	--	--
Monthly Total			--	13,049
Monthly Avg	--	4.01	--	1,631

NOTES: ' -- ' indicates system offline
- Caustic soda consumption (kg) at 100% by weight (solution delivered to sites at a concentration of 50.0%)
- NSF limit for Caustic Soda is **50 mg/L**

1.2.24 Fluoride Chemical Consumption
October 2025

Day	Dosage (mg/L)		Consumption (kg)	
	Rossdale	E.L. Smith	Rossdale	E.L. Smith
1	0.61	0.57	559	590
2	0.61	0.54	555	169
3	0.61	0.56	564	628
4	0.61	0.56	549	600
5	0.60	0.56	503	549
6	0.62	0.56	533	547
7	0.63	0.56	454	587
8	0.63	0.56	554	589
9	0.63	0.56	576	572
10	0.63	0.56	621	589
11	0.63	0.56	592	597
12	0.63	0.56	479	560
13	0.63	0.56	477	568
14	0.63	0.56	511	597
15	0.63	0.56	496	582
16	0.63	0.56	454	591
17	0.63	0.56	436	577
18	0.63	0.56	468	648
19	0.61	0.57	463	635
20	0.60	0.57	434	668
21	0.60	0.57	436	637
22	0.60	0.57	453	653
23	0.60	0.57	476	630
24	0.60	0.57	506	641
25	0.60	0.57	527	647
26	0.60	0.57	530	609
27	0.60	0.57	427	572
28	0.60	0.57	446	625
29	0.59	0.57	92	635
30	0.60	0.57	416	680
31	0.60	0.57	516	662
Monthly Total			15,103	18,435
Monthly Avg	0.61	0.56	487	595

NOTES: ' -- ' indicates system offline
- Fluoride consumption (kg) at 100% by weight (solution delivered to sites at a concentration of 21.8%)
- NSF limit for Fluoride is **1.308 mg/L**

1.2.25 Sodium Bisulfite (SBS) Chemical Consumption

October 2025

Day	Dosage (mg/L)		Consumption (kg)		De-chlorinated Waste Stream to Outfall (ML)	
	Rossdale	E.L. Smith	Rossdale	E.L. Smith	Rossdale	E.L. Smith
1	30.6	18.3	785	1,277	9.9	27
2	32.3	19.2	1,452	1,437	17	29
3	15.4	14.7	657	791	16	20
4	14.9	17.2	920	857	24	22
5	18.3	14.5	1,648	847	34	22
6	17.5	16.2	1,475	1,011	32	24
7	14.0	23.7	1,578	1,295	43	19
8	7.65	17.1	659	1,697	33	36
9	11.9	15.6	790	2,307	25	56
10	29.9	14.6	1,046	2,757	13	72
11	28.9	15.4	787	2,656	10	66
12	30.5	15.1	918	2,529	12	63
13	30.3	14.8	1,049	2,354	13	60
14	28.8	14.4	785	1,857	10	50
15	23.5	13.9	1,045	2,126	17	58
16	17.0	13.8	913	1,802	21	50
17	27.1	12.9	1,968	2,125	28	63
18	30.9	11.9	1,578	2,091	20	63
19	29.9	12.7	1,431	2,505	18	75
20	35.8	12.4	1,968	2,078	21	64
21	32.3	16.6	1,438	2,145	17	49
22	30.2	15.3	1,834	1,924	23	48
23	29.4	15.4	1,727	2,065	22	52
24	41.6	13.7	2,356	1,771	22	49
25	38.0	15.5	1,567	1,899	16	50
26	38.4	14.0	2,092	1,961	21	53
27	34.1	13.3	2,483	2,169	28	62
28	36.5	13.0	2,359	2,211	25	65
29	23.3	12.0	1,399	2,518	23	79
30	33.6	15.4	3,028	1,925	34	48
31	35.7	15.6	1,609	1,946	17	47
Monthly Total			45,343	58,932	666	1,539
Monthly Avg	27.4	15.1	1,463	1,901	21	50

NOTES: ' -- ' indicates plant offline

- Sodium bisulfite consumption (kg) at 38% by weight (solution delivered to sites at a concentration of 38.0%)

1.2.26 Rossdale Waste Stream Data

October 2025

		Clarifier Blowdown	Clarifier Washdown *	Backwash Water	Filter To Waste	Bypass	Total	De-Chlorin'd Waste Stream 3			De-Chlorin'd Waste Stream 7		
Volume (ML)		345	32	174	115	35	701	60.14			605.73		
Solids (kg)	TSS	66,533	196	22,510			89,239						
	Aluminium	8,185	29	7,792			16,005						
# of Bypasses						4		Min	Max	Avg	Min	Max	Avg
pH								5.9	8.1	7.7	6.9	8.2	7.5
Total Chlorine (mg/L)								0.00	0.00	0.00	0.00	0.00	0.00
Sulfite (mg/L)								1.52	20.0	8.86	0.96	21.8	8.42

NOTES: * Estimate value for the waste stream volume and calculated value for the waste stream solids
- Clarifier washdown volume(s) estimated for clarifier cleaning
- LLP flush, HLP cooling are not applicable to the Rossdale WTP

1.2.27 E.L. Smith Waste Stream Data

October 2025

		Clarifier Blowdown	Clarifier Washdown *	Backwash Water	Filter To Waste	Bypass	LLP Flush	HLP Cooling	Total	De-chlorinated Waste flow to		
Volume (ML)		250	0.0	500	629	15	1.2	26	1,421	1,539		
Solids (kg)	TSS	49,960	0	47,502					97,462			
	Aluminium	7,729	0	16,443					24,172			
# of Bypasses						1				Min	Max	Avg
pH										6.83	8.29	7.88
Total Chlorine (mg/L)										0.00	0.00	0.00
Sulphite (mg/L)										0.11	20.0	4.78

NOTES: * Estimate value for the waste stream volume and calculated value for the waste stream solids
- Clarifier washdown volume(s) estimated for clarifer cleaning
- Estimated chlorinated waste stream to outfall for dechlorination

1.2.28 Demand/Production Statistics

October 2025

Month	ROSSDALE ZONE			E.L.SMITH ZONE			SYSTEM TOTAL			RESERVOIR PUMPAGE		
	Monthly Prod'n (ML)	Max Daily Prod'n (ML)	Peak Daily Demand (ML)	Monthly Prod'n (ML)	Max Daily Prod'n (ML)	Peak Daily Demand (ML)	Monthly Prod'n (ML)	Max Daily Prod'n (ML)	Peak Daily Demand (ML)	Rossdale Zone (ML)	E.L.Smith Zone (ML)	Total (ML)
JANUARY	3,395	145	135	8,010	280	291	11,404	386	390	1,142	2,586	3,728
FEBRUARY	3,349	132	139	6,985	267	270	10,335	398	382	1,137	2,225	3,362
MARCH	4,367	169	214	7,128	266	264	11,495	427	381	1,542	2,459	4,001
APRIL	4,664	183	185	6,683	253	245	11,347	436	408	1,503	2,549	4,053
MAY	5,288	215	224	7,977	288	312	13,265	488	473	1,847	2,979	4,825
JUNE	5,319	243	240	7,819	309	328	13,138	550	520	1,534	3,285	4,819
JULY	5,314	220	227	8,298	313	317	13,613	533	486	1,531	3,352	4,883
AUGUST	5,301	220	211	8,140	306	317	13,441	527	515	1,448	3,313	4,761
SEPTEMBER	5,644	219	235	7,818	303	314	13,461	500	474	1,402	3,323	4,725
OCTOBER	5,076	206	216	6,693	244	275	11,769	440	403	1,081	2,885	3,966

2025 - HIGH 5-DAY DEMAND

	PLANTS PROD (ML/d)	RES. GAIN / LOSS (%)	RES. GAIN / LOSS (ML)	TOTAL DEMAND (ML)
25-Aug-2025	463	-3.8	-24.0	487
26-Aug-2025	508	2.2	13.6	494
27-Aug-2025	527	1.9	11.8	515
28-Aug-2025	514	1.0	6.0	508
29-Aug-2025	502	0.1	0.6	501
			AVERAGE:	501

Year to Date Data	2025	2024	% CHANGE
TOTAL PRODUCTION TO DATE (ML)	123,267	119,905	2.8
AVG. DAILY DEMAND TO DATE (ML)	406	393	3.2
PEAK DAILY DEMAND TO DATE (ML)	520	567	(8.3)
PEAK HOURLY DEMAND TO DATE (ML)	691	782	(11.6)
HIGH 5-DAY AVERAGE TO DATE (ML)	501	542	(7.5)

Peak daily demand of 520 ML/d occurred on June 09, 2025

Peak hourly demand of 691 ML/d occurred on June 8, 2025 at 20:00

1.2.29 Reservoir Chlorine Residual (mg/L) - Part 1

October 2025

Reservoir	Papaschase 1			Ormsby			Clareview Discharge			Millwoods Discharge			Kaskitayo			Discovery Park		
Day	Min	Max	Avg	Min	Max	Avg	Min	Max	Avg	Min	Max	Avg	Min	Max	Avg	Min	Max	Avg
1	1.52	1.95	1.58	1.93	2.05	1.96	1.51	1.90	1.61	1.95	2.07	1.96	2.02	2.14	2.09	1.11	1.43	1.30
2	1.47	1.93	1.50	1.89	2.02	1.98	1.54	1.64	1.57	1.81	2.03	1.94	2.01	2.11	2.07	1.36	1.48	1.42
3	1.49	1.95	1.51	1.92	1.99	1.96	1.46	1.89	1.54	1.83	2.00	1.94	1.97	2.15	2.07	1.32	1.72	1.52
4	1.53	2.00	1.55	1.93	2.03	2.00	1.47	1.84	1.52	1.93	2.05	1.95	2.05	2.11	2.08	1.56	1.73	1.63
5	1.53	2.00	1.56	1.92	2.00	1.97	1.45	1.93	1.56	1.81	2.00	1.93	2.02	2.09	2.06	1.57	1.69	1.61
6	1.49	1.90	1.56	1.86	1.97	1.94	1.54	1.88	1.57	1.88	1.97	1.90	1.88	2.07	2.04	1.53	1.68	1.60
7	1.43	1.69	1.59	1.81	1.95	1.92	1.51	1.61	1.58	1.84	1.97	1.92	1.98	2.06	2.03	1.52	1.64	1.70
8	1.38	1.80	1.42	1.80	1.97	1.91	1.56	1.77	1.61	1.88	1.98	1.91	1.88	2.09	2.02	--	--	--
9	1.40	1.87	1.43	1.83	1.93	1.91	1.57	1.81	1.60	1.85	1.97	1.88	1.99	2.04	2.00	--	--	--
10	1.39	1.71	1.41	1.76	1.90	1.87	1.56	1.57	1.56	1.82	1.91	1.85	1.97	2.13	2.00	--	--	--
11	1.41	1.81	1.43	1.71	1.91	1.85	1.37	1.78	1.55	1.81	1.94	1.85	1.81	2.05	2.00	--	--	--
12	1.39	1.87	1.46	1.79	1.86	1.84	1.54	1.60	1.57	1.80	1.95	1.84	1.96	2.05	2.01	--	--	--
13	1.45	1.82	1.48	1.65	1.84	1.79	1.45	1.75	1.50	1.75	1.89	1.83	1.90	2.05	1.98	--	--	--
14	1.48	1.86	1.57	1.79	1.86	1.72	1.48	1.48	1.48	1.81	1.92	1.86	1.89	2.18	2.01	--	--	--
15	1.42	1.81	1.45	1.77	1.90	1.83	1.23	1.86	1.45	1.84	1.97	1.88	1.95	2.08	2.03	--	--	--
16	1.42	1.92	1.45	1.75	1.87	1.84	1.42	1.82	1.44	1.86	1.95	1.89	1.99	2.12	2.03	1.51	1.57	1.86
17	1.44	2.00	1.49	1.78	1.94	1.84	1.36	1.48	1.42	1.86	1.94	1.90	1.82	2.10	2.01	1.42	1.59	1.54
18	1.48	1.88	1.50	1.77	1.87	1.84	1.46	1.75	1.48	1.80	1.92	1.87	1.88	1.99	1.97	1.52	1.59	1.55
19	1.54	1.90	1.57	1.76	1.87	1.83	1.44	1.83	1.51	1.83	1.91	1.85	1.91	2.03	1.96	1.46	1.52	1.49
20	1.54	1.85	1.61	1.77	1.85	1.83	1.50	1.84	1.52	1.82	1.90	1.83	1.90	2.11	1.94	1.43	1.47	1.45
21	--	--	--	1.62	1.91	1.82	1.46	1.71	1.53	1.80	1.91	1.85	1.92	2.01	1.96	1.32	1.67	1.52
22	1.37	1.81	1.45	1.78	1.87	1.83	--	--	--	1.80	1.92	1.85	1.84	2.03	1.96	1.62	1.68	1.65
23	1.42	1.86	1.45	1.74	1.87	1.85	--	--	--	1.85	1.93	1.88	1.90	1.99	1.96	1.55	1.62	1.58
24	--	--	--	1.79	1.91	1.84	--	--	--	1.85	1.92	1.87	1.82	1.99	1.95	1.46	1.60	1.57
25	1.53	1.92	1.56	1.78	1.88	1.85	--	--	--	1.86	1.96	1.88	1.93	1.99	1.95	1.55	1.59	1.57
26	1.51	1.91	1.54	1.78	1.87	1.85	--	--	--	1.80	1.90	1.86	1.94	2.02	1.95	1.50	1.55	1.52
27	1.53	1.97	1.58	1.78	1.85	1.83	1.44	1.95	1.47	1.78	1.94	1.85	1.91	2.00	1.96	1.44	1.50	1.47
28	--	--	--	1.67	1.89	1.82	1.32	1.90	1.42	1.83	1.92	1.86	1.92	1.96	1.94	1.38	1.61	1.51
29	1.44	1.83	1.51	1.71	1.81	1.78	1.42	1.47	1.44	1.76	1.89	1.82	1.80	2.03	1.93	1.56	1.61	1.59
30	1.43	1.46	1.45	1.68	1.78	1.75	1.42	1.42	1.42	1.80	1.93	1.85	1.93	2.20	1.98	1.11	1.57	1.54
31	--	--	--	1.72	1.87	1.81	1.35	1.83	1.39	1.89	1.98	1.91	2.01	2.10	2.04	1.46	1.52	1.48
Monthly Min/Max/Avg	1.37	2.00	1.50	1.62	2.05	1.86	1.23	1.95	1.51	1.75	2.07	1.88	1.80	2.20	2.00	1.11	1.73	1.55

NOTES: '--' Indication Analyzer Offline

1.2.30 Reservoir Chlorine Residual (mg/L) - Part 2

October 2025

Reservoir	Rosslyn 1			Londonderry			N. Jasper Place			Rosslyn 2			Thorncliffe			Blackmud Creek		
Day	Min	Max	Avg	Min	Max	Avg	Min	Max	Avg	Min	Max	Avg	Min	Max	Avg	Min	Max	Avg
1	1.58	1.65	1.63	1.53	1.74	1.62	1.44	1.90	1.49	1.45	1.97	1.49	1.72	2.17	1.84	1.57	1.61	1.59
2	1.49	1.68	1.59	1.31	1.74	1.57	1.38	1.99	1.44	1.43	2.02	1.49	1.67	2.15	1.70	1.56	1.61	1.58
3				1.53	1.79	1.64				1.43	1.81	1.49	1.68	2.10	1.79	1.55	1.59	1.57
4	1.60	1.60	1.60	1.48	1.76	1.63	1.44	1.98	1.49	1.49	2.16	1.56	1.63	2.10	1.69	1.56	1.60	1.58
5	1.62	1.66	1.64	1.45	1.73	1.62	1.39	1.93	1.47	1.54	2.15	1.59	1.71	2.07	1.72	1.55	1.60	1.58
6	1.58	1.63	1.60	1.50	1.71	1.60	1.45	1.81	1.48	1.45	1.99	1.55	1.71	2.08	1.73	1.54	1.59	1.58
7				1.47	1.70	1.57	1.41	1.76	1.43	1.45	1.50	1.47	1.68	2.05	1.70	1.56	1.61	1.58
8				1.46	1.68	1.56	1.94	1.94	1.94	1.46	1.89	1.48				1.57	1.61	1.59
9	1.63	1.65	1.64	1.44	1.69	1.57	1.42	1.86	1.46	1.40	1.49	1.47	1.71	2.01	1.73	1.57	1.78	1.69
10	1.59	1.68	1.61	1.43	1.66	1.51	1.40	1.73	1.43	1.37	1.71	1.48	1.69	2.02	1.70	1.61	1.73	1.67
11	--	--	--	1.41	1.62	1.53	--	--	--	1.55	1.96	1.70	1.71	2.02	1.76	1.55	1.64	1.60
12	--	--	--	1.39	1.62	1.53	1.39	1.84	1.41	1.56	1.97	1.62	1.67	2.00	1.69	1.54	1.60	1.58
13	1.57	1.67	1.62	1.46	1.65	1.55	1.37	1.86	1.39	1.47	1.85	1.49	1.65	2.03	1.67	1.52	1.59	1.56
14	--	--	--	1.45	1.65	1.52	1.37	1.60	1.39	1.36	1.95	1.48	1.62	2.07	1.64	1.52	1.60	1.57
15	1.49	1.65	1.59	1.43	1.65	1.54	1.32	1.77	1.34	1.35	1.48	1.45	1.65	2.06	1.66	1.55	1.61	1.58
16	--	--	--	1.42	1.63	1.50	1.29	1.58	1.33	1.38	1.44	1.41	1.61	2.03	1.64	1.53	1.59	1.57
17	--	--	--	1.46	1.67	1.54	1.34	1.84	1.39	1.38	1.41	1.39	1.66	1.98	1.66	1.50	1.56	1.53
18	1.53	1.58	1.56	1.42	1.63	1.52	1.41	1.89	1.42	1.36	1.92	1.43	1.68	1.99	1.69	1.47	1.53	1.51
19	1.56	1.59	1.58	1.39	1.64	1.53	1.43	1.89	1.45	1.44	1.99	1.47	1.68	1.97	1.70	1.46	1.51	1.49
20	1.59	1.62	1.61	1.46	1.69	1.54	1.44	1.87	1.47	1.44	1.94	1.48	1.72	1.96	1.73	1.44	1.49	1.46
21	1.59	1.61	1.60	1.46	1.63	1.54	1.46	1.82	1.48	1.35	1.89	1.50	1.71	1.97	1.73	1.42	1.47	1.44
22	--	--	--	1.45	1.67	1.58	1.43	1.85	1.46	1.46	1.50	1.48	1.70	2.01	1.72	1.42	1.46	1.44
23	--	--	--	1.54	1.70	1.60	1.46	1.85	1.48	1.44	1.93	1.55	1.69	1.96	1.73	1.42	1.49	1.45
24	--	--	--	1.43	1.70	1.59	1.47	1.86	1.50	1.57	1.96	1.59	--	--	--	1.40	1.46	1.43
25				1.53	1.75	1.64				1.58	1.85	1.61				1.39	1.43	1.42
26				1.59	1.82	1.67	1.48	1.87	1.49	1.63	1.90	1.65	1.71	1.97	1.72	1.39	1.44	1.41
27				1.59	1.77	1.65	1.47	1.49	1.48	1.62	2.01	1.66	1.71	1.98	1.73	1.39	1.44	1.41
28	1.62	1.69	1.67	1.59	1.72	1.66	1.43	1.77	1.45	1.59	1.64	1.61	1.65	1.98	1.68	1.36	1.43	1.40
29	1.56	1.68	1.64	1.54	1.69	1.61	1.40	1.44	1.42	1.55	1.59	1.57	1.60	1.92	1.64	1.38	1.42	1.40
30	1.59	1.61	1.61	1.44	1.66	1.57	1.40	1.85	1.42	1.54	1.57	1.55	1.62	2.05	1.64	1.37	1.42	1.39
31				1.55	1.73	1.65				1.50	1.55	1.54				1.39	1.47	1.43
Monthly Min/Max/Avg	1.49	1.69	1.61	1.31	1.82	1.58	1.29	1.99	1.46	1.35	2.16	1.53	1.60	2.17	1.70	1.36	1.78	1.52

NOTES: '--' Indication Analyzer Offline

1.2.31 Orthophosphate Chemical
- October 2025

Day	Dosage (mg/L)		Consumption (kg)	
	Rossdale	E.L. Smith	Rossdale	E.L. Smith
1	0.90	0.90	748	845
2	0.90	0.90	713	216
3	0.90	0.90	746	919
4	0.90	0.90	753	864
5	0.90	0.89	622	799
6	0.90	0.90	648	814
7	0.90	0.90	575	834
8	0.90	0.90	724	868
9	0.90	0.90	759	780
10	0.90	0.90	734	771
11	0.90	0.90	750	816
12	0.90	0.90	643	751
13	0.90	0.90	585	759
14	0.90	0.90	692	759
15	0.90	0.88	582	800
16	0.90	0.89	579	791
17	0.90	0.90	487	823
18	0.90	0.87	628	885
19	0.90	0.88	536	837
20	0.90	0.87	552	873
21	0.90	0.87	604	841
22	0.90	0.85	582	836
23	0.90	0.84	640	817
24	0.90	0.83	673	815
25	0.90	0.83	666	811
26	0.90	0.79	660	712
27	0.90	0.78	615	686
28	0.90	0.65	540	645
29	0.90	0.84	94	739
30	0.90	0.67	481	683
31	0.90	0.77	680	781
Monthly Total			19,294	24,169
Monthly Avg	0.90	0.86	622	780

NOTES: ' -- ' indicates plant offline
- Phosphoric acid consumption (kg) at 100% by weight (solution delivered to sites at a concentration of 75%)
- NSF limit for Phosphoric acid (75%) is 13 mg/l)

1.2.32 Summary of Mainbreaks

October 2025

Date and Time Reported	Location of Mainbreak	Repaired (Time)	Size	Type**
2025-10-02 8:07	13407-DELWOOD ROAD NW	2025-10-02 16:32	150	CI
2025-10-02 17:22	6220-139 AVENUE NW	2025-10-03 10:30	200	CI
2025-10-06 6:58	5522-CALG TRA SO NW	2025-10-06 18:30	200	CI
2025-10-06 18:30	5522-CALG TRA SO NW	2025-10-06 19:08	200	CI
2025-10-08 12:00	18911-18 STREET NW	Work in Progress	200	CI
2025-10-08 19:56	4127-123 STREET NW	2025-10-09 15:00	150	AC
2025-10-10 12:44	9142-JASPER AVENUE NW	2025-10-11 13:47	150	CI
2025-10-11 13:47	9142-JASPER AVENUE NW	2025-10-11 16:31	150	CI
2025-10-12 11:19	10047-85 AVENUE NW	2025-10-12 21:50	200	AC
2025-10-16 13:14	11201-95 STREET NW	2025-10-16 22:53	150	CI
2025-10-17 3:13	12304G-62 AVENUE NW	2025-10-17 13:20	250	CI
2025-10-18 1:02	11704A-86 STREET NW	2025-10-18 15:30	200	CI
2025-10-18 15:44	10818-51 AVENUE NW	2025-10-19 11:06	150	CI
2025-10-24 5:46	8832-40 AVENUE NW	2025-10-24 19:50	250	AC
2025-10-27 3:07	9407-134 AVENUE NW	2025-10-27 20:17	200	CI
2025-10-27 6:45	14320-106B AVENUE NW	2025-10-27 13:29	200	CI
2025-10-27 20:18	9407-134 AVENUE NW	2025-10-28 11:35	200	CI
2025-10-28 9:54	10105-121 AVENUE NW	2025-10-29 9:48	250	CI
2025-10-28 11:37	9407-134 AVENUE NW	2025-10-28 14:30	200	CI
2025-10-30 15:04	10011-148 STREET NW	2025-10-30 22:23	150	CI
2025-10-30 15:20	13915-135A AVENUE NW	2025-10-30 21:27	150	CI
2025-10-31 11:41	10414-ALLENDALE ROAD NW	2025-10-31 21:05	200	CI
2025-10-31 11:54	11621-87 STREET NW	2025-10-31 20:09	200	CI

Month	Total Breaks By Month
Jan-25	25
Feb-25	90
Mar-25	32
Apr-25	23
May-25	11
Jun-25	16
Jul-25	14
Aug-25	28
Sep-25	10
Oct-25	23
Nov-25	
Dec-25	
YTD 2025	**272**

**Pipe Type Explanation	
CI	Cast Iron Pipe
COP	Copper Pipe
CCP	Concrete Cylinder Pipe
PVC	Poly Vinyl Chloride Pipe
AC	Asbestos Cement Pipe
HPLCP	Hyperscon Cylinder Prestressed Lined Concrete Cylinder Pipe
FRP	Fibre Glass Pipe
STL	Steel Pipe
HDP	High Density Polyethylene

2.1.1 SUMMARY OF PARAMETERS FOR EDMONTON DRINKING WATER

Water Treatment Plants

October 2025

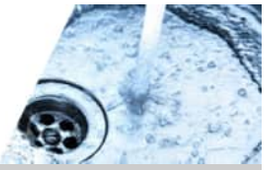

Parameter (Units)	#	Mean	Range	YTD #	YTD Mean	YTD Range
Alkalinity total (mg CaCO3/L)	62	116.2	107.0 - 128.0	607	114.4	81.0 - 139.0
Aluminum (mg/L)	2	0.062	0.060 - 0.064	20	0.062	0.021 - 0.127
Arsenic (mg/L)	2	<0.0002	<0.0002	20	0.0002	<0.0002 - 0.0002
Bromate Dissolved (mg/L)	8	<0.005	<0.005	86	<0.005	<0.003 - <0.005
Bromodichloromethane (µg/L)	62	1.5	1.1 - 2.1	607	1.2	<0.5 - 2.6
Cadmium (mg/L)	2	<0.00002	<0.00002	20	<0.00002	<0.00002
Calcium Hardness (mg/L CaCO3)	60	109.2	101.0 - 114.0	590	114.0	80.0 - 136.0
Chlorate Dissolved (mg/L)	8	0.22	0.11 - 0.33	86	0.20	<0.1 - 0.49
Chloride Dissolved (mg/L)	8	5.7	4.7 - 7.7	86	6.58	4.59 - 14.20
Chlorine total (mg/L)	62	2.11	1.94 - 2.26	608	2.11	1.89 - 2.32
Chlorite Dissolved (mg/L)	8	<0.005	<0.005	86	<0.2	<0.005 - <0.2
Chloroform (µg/L)	62	16.0	8.9 - 29.2	607	20.9	3.5 - 82.8
Chromium (mg/L)	2	<0.0002	<0.0002	20	0.0002	<0.0002
Colour (TCU)	62	0.9	<0.5 - 1.6	608	1.0	<0.5 - 2.7
Conductivity (µS/cm)	9	372.8	360.0 - 389.0	87	394.8	339.0 - 476.0
Copper (mg/L)	2	<0.002	<0.002	20	0.002	<0.002
Cryptosporidium (oocysts/100L)	5	<0.1	<0.1	24	<0.1	<0.09 - <0.1
Fluoride (mg/L)	62	0.69	0.52 - 0.80	607	0.69	0.52 - 0.80
Giardia (cysts/100L)	5	<0.1	<0.1	24	<0.1	<0.09 - <0.1
Haloacetic acids total (HAA5) (µg/L)	2	12.6	12.3 - 12.8	19	19.8	7.8 - 31.6
Iron (mg/L)	2	<0.005	<0.005	20	0.005	<0.005
Manganese (mg/L)	2	<0.002	<0.002	20	0.002	<0.002 - 0.005
Mercury (µg/L)	2	<0.0050	<0.0050	10	<0.0050	<0.0050
Mercury (mg/L)	2	<0.0002	<0.0002	20	0.0002	<0.0002
Nitrate (as N) dissolved (mg/L)	8	0.01	<0.01	84	0.05	<0.01 - 0.18
Nitrite (as N) dissolved (mg/L)	8	0.01	0.01 - 0.02	84	0.01	<0.01 - 0.02
Nitrosodimethylamine, N- [NDMA] (µg/L)	2	<0.0009	<0.0009	19	0.00142	<0.0009 - 0.00142
pH	62	8	8	607	8	8
Potassium (mg/L)	2	0.7	0.7	20	0.9	0.6 - 1.9
Sodium (mg/L)	2	8.1	7.1 - 9.1	20	12.4	6.3 - 27.2
Sulphate Dissolved (mg/L)	8	62.4	57.9 - 68.5	86	73.6	57.9 - 116.0
Total Dissolved Solids (mg/L)	2	203.50	201.00 - 206.00	20	221.20	52.00 - 267.00
Total Hardness (mg/L CaCO3)	62	169.2	162.0 - 174.0	606	172.7	131.0 - 212.0
Total Organic Carbon (mg/L)	8	1.4	1.1 - 1.9	86	1.6	0.8 - 3.4
Trihalomethanes (µg/L)	62	17.6	10.6 - 31.5	607	22.2	4.3 - 84.7
Turbidity (NTU)	62	0.06	<0.04 - 0.10	608	0.05	<0.04 - 0.52
Uranium (mg/L)	2	<0.0005	<0.0005	20	0.0005	<0.0005 - 0.0006
Zinc (mg/L)	2	<0.005	<0.005	20	0.005	<0.005

Concentrations are reported as mg/L unless otherwise indicated.
Alkalinity and Hardness (Ca and Total) are reported as mg $CaCO_3$/L

%T	= % Transmittance
- ve	= Absent
+ ve	= Present
ng/L	= Nanograms per litre (1 ng/L)
µg/L	= Micrograms per litre (1 µg/L)
µS/cm	= Microsiemens per centimeter (unit of conductivity)
2/Y	= Twice per Year
AO	= Aesthetic Objective
Bq/L	= Becquerel(s) per litre (unit of radionuclide concentration)
CCPP	= Calcium Carbonate Precipitation Potential
CFU	= Colony Forming Units
Comm	= Commercial Laboratories
D	= Daily
EWSI	= EPCOR Water Services Inc.
FPA	= Flavour Profile Analysis
GCDWQ	= Guidelines for Canadian Drinking Water Quality
GM	= Geometric Mean
inoff	= Inoffensive (no objectionable odour)
M	= Monthly
MAC	= Maximum Acceptable Concentration
MDL	= Method Detection Limit
N/A	= Not Available
ND	= Not Detected
NTU	= Nephelometric Turbidity Units
PA	= Presence/Absence Testing
PBR	= Performance Based Rates
PHP	= phenolphthalein
PLPH	= Provincial Laboratory of Public Health
ppb	= Parts Per Billion
ppm	= Parts Per Million
Q	= Quarterly
QA	= Quality Assurance
QC	= Quality Control
RDL	= Reportable Detection Limit
TCU	= True Colour Units
TDS	= Total Dissolved Solids
TOC	= Total Organic Carbon
UV Abs/cm	= UV Absorbance per centimeter
WL	= Water Laboratory
WTP	= Water Treatment Plant

2.1.3 QUALITY ASSURANCE – October 2025

Drinking water quality must meet the requirements in the Alberta Environment and Protected Areas *Approval-to-Operate* (638-04-01) and the limits set out in the latest version of the Health Canada *Guidelines for Canadian Drinking Water Quality (GCDWQ)*. The latest internet edition of the *GCDWQ* was issued in March 2025. Health Canada updates their on-line document regularly, but they recommend always consulting individual guideline technical documents and guidance documents on Health Canada's website, "Water Quality—Reports and Publications" for the most current information. Guideline limits are listed as Maximum Acceptable Concentrations (MAC), Aesthetic Objectives (AO) or Operational Guidelines (OG). The latest edition of Health Canada's Guidelines includes parameter types, commons sources, health considerations and application of the guideline.

In addition, for treated water in the distribution system, total chlorine residual values under 0.5 mg/L are not necessarily violations of the approval but do require immediate follow-up action and re-sampling. A violation of the current *Approval-to-Operate* (638-04-01) requirements occurs if the chlorine residual in more than 25% of follow-up samples are < 0.5 mg/L. Alberta Environment and Protected Areas is to be notified of any single positive total coliform sample and follow-up sampling is done according to the *Communication and Action Protocol for Failed Bacteriological Results in Drinking Water*. Any sample that is positive for *E. coli* is also considered a violation and requires follow-up action and re-sampling. A repeat total coliform positive from the same location is also considered a violation.

Critical water quality parameters (e.g. turbidity, residual chlorine, fluoride, pH, & particle counts) in the treated water are monitored continuously using on-line instruments at the water treatment plants. In addition, water quality samples are collected daily at the two Water Treatment Plants, and 210 to 300 samples per month are collected throughout the distribution system (routine and random sampling sites, reservoirs, following system depressurizations and in response to customer complaints).

The EPCOR Water Laboratory is nationally accredited by CALA (Canadian Association for Laboratory Accreditation) to ISO/IEC 17025 for specific water quality analyses, and it also provides quality assurance support for Water Plant Operations labs and on-line analytical monitoring.

"*Violations*" occur when the concentration of a measured parameter exceeds the AEPA *Approval-to-Operate* limits, including the MACs for the GCDWQ parameters listed Schedule 4.

"Variances" occur when the concentration of a measured parameter exceeds EPCOR's own internal water quality objectives.

2.1.3.1 **Total Water Quality Violations of AEP Approval-to-Operate:**

Current month: **0** YTD Total: **3**

2.1.3.2 **Water Quality Violations for Water Plants (Treated Water)**

Current month**: 0** YTD Total**: 0**

2.1.3.3 **Water Quality Violations (Environmental): Plants Waste Streams**

Current month**: 0** YTD Total**: 0**

2.1.3.4 **Violations for Water Quality in the Field Reservoirs and Distribution System**

Sample Type	This Month	YTD
Depressurization Samples	0	2
Complaint Samples	0	0
Random Samples	0	1
Reservoirs	0	0
TOTAL (Distribution) [1]	0	3

Notes: 1) YTD violations include 1 consecutive total coliform positive result in August 2025 and 2 consecutive total coliform positive results in September 2025

2.1.3.5 **Variances from EPCOR Water Services Water Quality Objectives at the Water Treatment Plants**

Variance Category[1]	This Month	YTD
Aluminum[2] > 0.20 or 0.10 mg/L	0	3
Turbidity > 1 NTU	0	0
Chlorine < 1 mg/L or > 2.4 mg/L	0	0
Cryptosporidium ≥ 1/1000 L	0	0
Giardia ≥ 1/1000 L	0	0
Other	2	18
Total Variances + Violations	2 + 0 = 2	21 + 0 = 21

Notes: 1) Variance statistics include any violations.
2) As of October 15th, 2025 both ELS and ROS WTP were converted to Direct Filtration mode. Aluminum limit changes from 0.1 mg/L to 0.2 mg/L (operational guideline), when in Direct Filtration.
3) YTD variances in the 'Other' category included 2 variances for Fluoride in Feb 2025 and Oct 2025, one variance for pH in October 2025, one variance for Trihalomethanes in May 2025, and 14 variances for Trihalomethanes in June 2025

2.1.3.6 **Variances from EPCOR Water Services Water Quality Objectives in the Field Reservoirs and Distribution System**

Variance Category[1]	This Month	YTD
Turbidity > 1 NTU	20	124
Chlorine < 1 mg/L or > 2.4 mg/L	3	15
Single Positive Coliform	0	7
THMs > 50 µg/L	0	8
Pipe Lube, Odour, UV positive	0	1
Aluminum[2] > 0.20 (or 0.1) mg/L	2	25
Iron > 0.10 mg/L	1	20
Other	0	0
Total Variances + Violations	26 + 0 = 26	200 + 3 = 203

Notes: 1) Variance statistics include any violations.
2) As of October 15th, 2025 both ELS and ROS WTP were converted to Direct Filtration mode. Aluminum limit changes from 0.1 mg/L to 0.2 mg/L (operational guideline), when in Direct Filtration.

2.2.1 BACTERIOLOGICAL DATA

Water Treatment Plants

October 2025

Location	#	Mean	Range	YTD #	YTD Mean	YTD Range
EL Smith Raw						
Cellular ATP (pg/mL)				6	71.2	21.5 - 158.5
Coliforms total (MPN/100 mL)	5	343.0	133.3 - 613.1	47	468.5	21.3 - 4962.0
E. coli (MPN/100 mL)	5	62.5	11.0 - 248.1	47	21.7	1.0 - 248.1
Rossdale Raw						
Cellular ATP (pg/mL)	1	24.2	24.2	11	60.2	7.6 - 175.2
Coliforms total (MPN/100 mL)	31	274.5	55.2 - 920.8	304	608.7	21.6 - 10950.0
E. coli (MPN/100 mL)	31	20.0	1.0 - 201.4	304	41.0	1.0 - 3328.0
EL Smith Treated						
Cellular ATP (pg/mL)	31	0.1	<0.10 - 0.3	304	0.1	<0.10 - 1.6
Coliforms total (PA/100mL)	31	-VE	-VE	304	-VE	-VE
E. coli (PA/100mL)	31	-VE	-VE	304	-VE	-VE
Rossdale Treated						
Cellular ATP (pg/mL)	31	0.1	<0.10 - 0.2	304	0.1	<0.10 - 1.3
Coliforms total (PA/100mL)	31	-VE	-VE	304	-VE	-VE
E. coli (PA/100mL)	31	-VE	-VE	304	-VE	-VE
EL Smith Reservoir						
Cellular ATP (pg/mL)	31	0.1	<0.10 - 0.3	304	0.1	<0.10 - 1.8
Coliforms total (PA/100mL)	31	-VE	-VE	304	-VE	-VE
E. coli (PA/100mL)	31	-VE	-VE	304	-VE	-VE
Rossdale Reservoir						
Cellular ATP (pg/mL)	31	0.1	<0.10 - 0.3	304	0.1	<0.10 - 0.5
Coliforms total (PA/100mL)	31	-VE	-VE	304	-VE	-VE
E. coli (PA/100mL)	31	-VE	-VE	304	-VE	-VE

2.2.2 BACTERIOLOGICAL DATA

Distribution System

October 2025

Parameter (Units)	#	Mean	Range	YTD #	YTD Mean	YTD Range
Cellular ATP (pg/mL)	150	0.3	<0.10 - 3.7	1354	0.3	<0.10 - 10.0
Chlorine total (mg/L)	236	1.74	0.88 - 2.14	2289	1.76	0.19 - 2.34
Coliforms total (MPN/100 mL)	3	Not Detected	Not Detected	33	Not Detected	Not Detected
Coliforms total (PA/100mL)	232	-VE	-VE	2257	-VE	+VE - -VE
E. coli (MPN/100 mL)	3	Not Detected	Not Detected	33	Not Detected	Not Detected
E. coli (PA/100mL)	232	-VE	-VE	2257	-VE	-VE
Turbidity (NTU)	236	0.37	0.05 - 14.00	2289	0.24	<0.04 - 14.00

235

Count of Bacteriological Tests

112%

Percent of Target Sampling (210)

53%

Analyzed by AHS

47%

Analyzed by Epcor

PROJECT_NAME Distribution Water Outlying Field Reservoirs

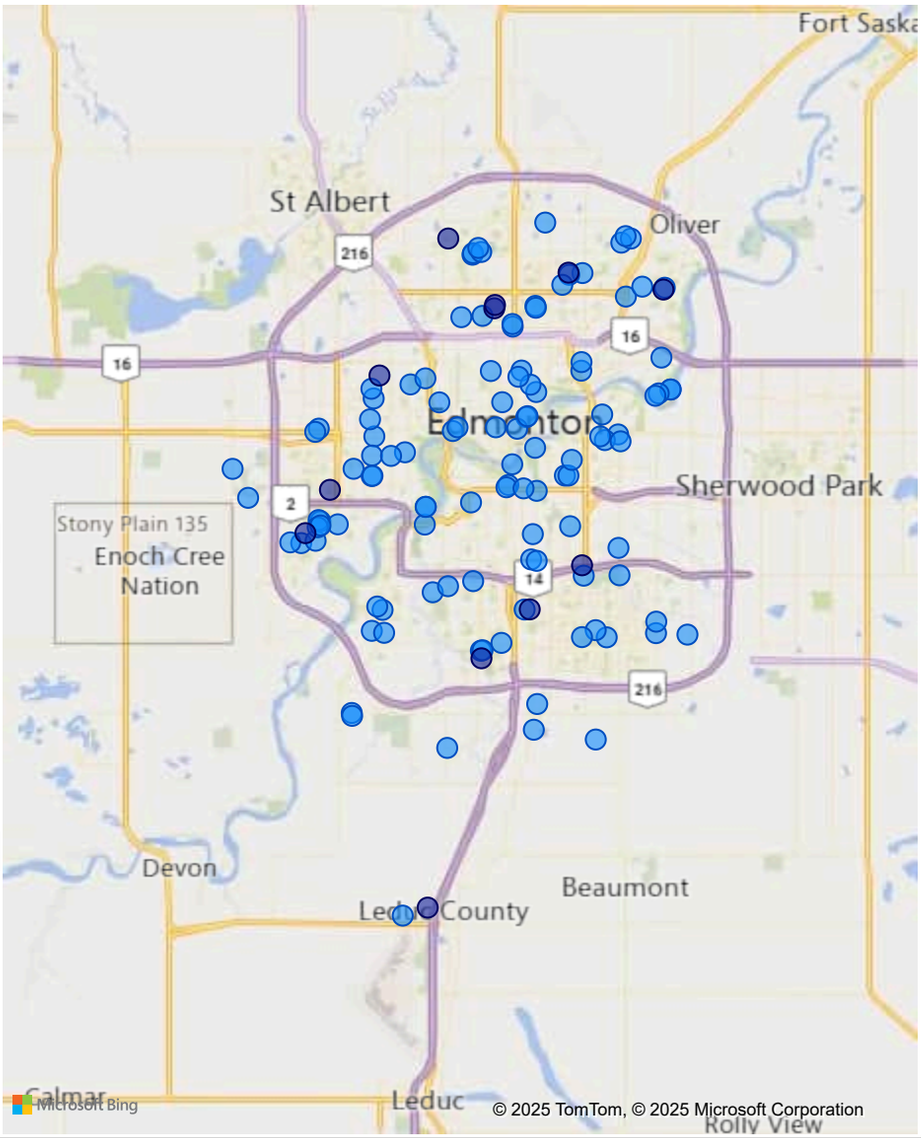

2.2.3 SUMMARY OF GIARDIA AND CRYPTOSPORIDIUM

Water Treatment Plants

October 2025



Location	EL Smith Raw		EL Smith Reservoir		Rossdale Raw		Rossdale Reservoir	
Date	Cryptosporidium	Giardia	Cryptosporidium	Giardia	Cryptosporidium	Giardia	Cryptosporidium	Giardia
Jan 13					<32.29	<32.29	<0.1	<0.1
Jan 14	<1.64	<1.64	<0.09	<0.09				
Feb 10	<1	1	<0.1	<0.1	<1	13.9	<0.1	<0.1
Mar 11	<2.78	11.1	<0.1	<0.1	<3.76	18.8	<0.09	<0.09
Apr 16	13.0	150.0	<0.1	<0.1	17.0	130.0	<0.1	<0.1
May 05	<7.9	16.0	<0.1	<0.1	<3.2	16.0	<0.1	<0.1
Jun 11	<9.9	<9.9	<0.1	<0.1	<4.4	<4.4	<0.1	<0.1
Jul 14					<5.5	11.0	<0.1	<0.1
Jul 15	7.6	68.0	<0.1	<0.1				
Aug 25					<79.0	79.0	<0.1	<0.1
Aug 26	6.4	38.0	<0.1	<0.1				
Sep 15	<3.4	86.0			<8.9	35.0		
Sep 16			<0.1	<0.1			<0.1	<0.1
Sep 23					5.0	100.0	<0.1	<0.1
Oct 01					<2.0	100.0	<0.1	<0.1
Oct 06	2.3	12.0	<0.1	<0.1				
Oct 07					4.4	33.0	<0.1	<0.1
Oct 14					1.6	390.0	<0.1	<0.1
Oct 27					15.0	660.0	<0.1	<0.1
Nov 10					15.0	230.0	<0.1	<0.1
Nov 12	4.8	410.0	<0.1	<0.1				

2.2.4 TREATED WATER ENTERING THE DISTRIBUTION SYSTEM

Rossdale Water Treatment Plant

October 2025

Parameter (units)	#	Mean	Range	YTD #	YTD Mean	YTD Range	MAC (AO or OG)	EPCOR Target
Microbiologicals								
Coliforms total (PA/100mL)	31	-VE	-VE	304	-VE	-VE	0.0	
Cryptosporidium (oocysts/100L)	4	<0.1	<0.1	14	<0.1	<0.09 - <0.1		
E. coli (PA/100mL)	31	-VE	-VE	304	-VE	-VE	0.0	
Giardia (cysts/100L)	4	<0.1	<0.1	14	<0.1	<0.09 - <0.1		
Physical								
Colour (TCU)	31	0.9	<0.5 - 1.6	304	1.0	<0.5 - 2.7	(15.0)	10.0
Conductivity (µS/cm)	4	369.3	360.0 - 384.0	43	391.7	339.0 - 443.0		
pH	31	8	8	303	8	8		7 - 8
Total Dissolved Solids (mg/L)	1	201.00	201.00	10	228.60	196.00 - 267.00	(500.00)	
Turbidity (NTU)	31	0.05	<0.04 - 0.09	304	0.05	<0.04 - 0.10	(3.00)	1.00
Primary Inorganics								
Antimony (mg/L)	1	<0.0005	<0.0005	10	0.0005	<0.0005	0.0060	
Arsenic (mg/L)	1	<0.0002	<0.0002	10	0.0002	<0.0002 - 0.0002	0.0100	
Barium (mg/L)	1	0.058	0.058	10	0.061	0.054 - 0.067	2.000	
Boron (mg/L)	1	0.011	0.011	10	0.012	0.008 - 0.019	5.000	
Bromate Dissolved (mg/L)	4	<0.005	<0.005	43	<0.005	<0.003 - <0.005	0.010	
Cadmium (mg/L)	1	<0.00002	<0.00002	10	<0.00002	<0.00002	0.00700	
Chlorate Dissolved (mg/L)	4	0.31	0.27 - 0.33	43	0.29	0.1 - 0.49	1.00	
Chlorine total (mg/L)	31	2.12	2.00 - 2.26	304	2.14	1.93 - 2.32		
Chlorite Dissolved (mg/L)	4	<0.005	<0.005	43	<0.2	<0.005 - <0.2	1.000	
Chromium (mg/L)	1	<0.0002	<0.0002	10	0.0002	<0.0002	0.0500	
Cyanide (mg/L)	1	<0.002	<0.002	4	<0.002	<0.002	0.2000	
Fluoride (mg/L)	31	0.70	0.63 - 0.80	303	0.71	0.63 - 0.80	1.50	0.60 - 0.80
Lead (mg/L)	1	<0.0002	<0.0002	10	0.0002	<0.0002	0.0050	
Mercury (µg/L)	1	<0.0050	<0.0050	5	<0.0050	<0.0050	1.0000	
Mercury (mg/L)	1	<0.0002	<0.0002	10	0.0002	<0.0002	0.0010	
Nitrate (as N) dissolved (mg/L)	4	0.01	<0.01	42	0.05	<0.01 - 0.18	10.00	
Nitrite (as N) dissolved (mg/L)	4	0.01	0.01 - 0.02	42	0.01	<0.01 - 0.02	1.00	
Selenium (mg/L)	1	0.0002	0.0002	10	0.0003	<0.0002 - 0.0003	0.0500	
Uranium (mg/L)	1	<0.0005	<0.0005	10	0.0005	<0.0005 - 0.0006	0.0200	

2.2.4 TREATED WATER ENTERING THE DISTRIBUTION SYSTEM

Rossdale Water Treatment Plant

October 2025

Parameter (units)	#	Mean	Range	# (YTD)	YTD Mean	YTD Range	MAC (AO or OG)	EPCOR Target
Primary Organics								
2,4-D (µg/L)	1	<0.050	<0.050	4	0.059	<0.050 - 0.059	100.000	
2-methyl-4-chlorophenoxyacetic acid (MCPA) (µg/L)	1	<0.050	<0.050	4	<0.250	<0.050 - <0.250	350.000	
Atrazine + metabolites (µg/L)	1	<0.10	<0.10	4	<0.10	<0.10	5.0	
Benzene (µg/L)	31	<0.5	<0.5	303	0.5	<0.5 - 1.0	5.0	
Benzo(a)pyrene (µg/L)	1	<0.005	<0.005	4	<0.005	<0.005	0.0400	
Bromoxynil (µg/L)	1	<0.050	<0.050	4	<0.250	<0.050 - <0.250	30.000	
Carbaryl (µg/L)	1	<0.050	<0.050	4	<0.050	<0.050		
Carbon Tetrachloride (µg/L)	31	<0.5	<0.5	303	0.5	<0.5 - 1.0	2.0	
Chlorobenzene (µg/L)	31	<0.5	<0.5	303	0.5	<0.5 - 1.0		
Chlorpyrifos (µg/L)	1	<0.10	<0.10	4	<0.10	<0.10	90.00	
Cyanazine (µg/L)	1	<0.100	<0.100	4	<0.100	<0.100		
Diazinon (µg/L)	1	<0.0250	<0.0250	4	<0.0250	<0.0250		
Dicamba (µg/L)	1	<0.10	<0.10	4	<0.50	<0.10 - <0.50	110.00	
Dichlorobenzene (1,2) (µg/L)	31	<0.5	<0.5	303	0.5	<0.5 - 1.0	200.0 (3.0)	
Dichlorobenzene (1,4) (µg/L)	31	<0.5	<0.5	303	0.5	<0.5 - 1.0	5.0 (1.0)	
Dichloroethane (1,2) (µg/L)	31	<0.5	<0.5	303	0.5	<0.5 - 1.0	5.0	
Dichloroethylene (1,1) (µg/L)	31	<0.5	<0.5	303	0.5	<0.5 - 1.0	14.0	
Dichlorophenol (2,4) (µg/L)	1	<0.20	<0.20	4	<0.20	<0.20		
Diclofop-methyl (µg/L)	1	<0.100	<0.100	4	<0.100	<0.100		
Dimethoate (µg/L)	1	<0.050	<0.050	4	<0.050	<0.050	20.000	
Diquat (µg/L)	1	<1.0	<1.0	4	<1.0	<1.0	50.0	
Diuron (µg/L)	1	<0.050	<0.050	4	<0.050	<0.050		
Ethylbenzene (µg/L)	31	<0.5	<0.5	303	0.5	<0.5 - 1.0	140.0 (1.6)	
Glyphosate (µg/L)	1	<1.00	<1.00	4	<1.00	<0.20 - <1.00	280.00	
Haloacetic acids total (HAA5) (µg/L)	1	12.8	12.8	9	20.3	11.1 - 31.6	80.0	40.0
Malathion (µg/L)	1	<0.0250	<0.0250	4	<0.0250	<0.0250	290.000	
Methylene Chloride (Dichloromethane) (µg/L)	31	<0.5	<0.5	303	<1.00	<0.5 - <1.00	50.0	
Metolachlor (µg/L)	1	<0.0250	<0.0250	4	<0.0250	<0.0250		
Metribuzin (µg/L)	1	<0.100	<0.100	4	<0.100	<0.100	80.00	
Microcystin total (µg/L)	1	<0.15	<0.15	4	0.15	<0.15 - 0.16	1.50	
Nitrilotriacetic acid (NTA) (mg/L)	1	<0.4	<0.4	4	<0.4	<0.4	0.40	
Nitrosodimethylamine, N- [NDMA] (µg/L)	1	<0.0009	<0.0009	9	0.00142	<0.0009 - 0.00142	0.04000	0.01000
Omethoate (as dimethoate) (µg/L)	1	<0.16	<0.16	4	<0.16	<0.16		
Pentachlorophenol (µg/L)	1	<0.50	<0.50	4	<0.50	<0.50	60.00 (30.00)	
Perfluorooctanesulfonic acid (PFOS) (µg/L)								
Perfluorooctanesulfonic acid (PFOS) (ng/L)	1	<2.0	<2.0	4	<2.0	<2.0	2.0	
Perfluorooctanoic Acid (PFOA) (µg/L)								
Perfluorooctanoic Acid (PFOA) (ng/L)	1	<2.0	<2.0	4	<2.0	<2.0	2.0	
Phorate (µg/L)	1	<0.250	<0.250	4	<0.250	<0.250		
Picloram (µg/L)	1	<0.10	<0.10	4	<0.50	<0.10 - <0.50		
Simazine (µg/L)	1	<0.100	<0.100	4	<0.100	<0.100		
Terbufos (µg/L)	1	<0.50	<0.50	4	<0.50	<0.50		
Tetrachloroethylene (µg/L)	31	<0.5	<0.5	303	0.5	<0.5 - 1.0	10.0	
Tetrachlorophenol (2,3,4,6) (µg/L)	1	<0.50	<0.50	4	<0.50	<0.50		
Toluene (µg/L)	31	<0.5	<0.5	303	0.5	<0.5 - 1.0	60.0 (24.0)	
Total PFAS (ng/L)	1	<12.0	<12.0	1	<12.0	<12.0		
Trichloroethylene (µg/L)	31	<0.5	<0.5	303	0.5	<0.5 - 1.0	5.0	
Trichlorophenol (2,4,6) (µg/L)	1	<0.20	<0.20	4	<0.20	<0.20	5.00 (2.00)	
Trifluralin (µg/L)	1	<0.10	<0.10	4	<0.10	<0.10		
Trihalomethanes (µg/L)	31	17.1	10.6 - 31.5	303	23.5	4.3 - 84.7	100.0	50.0

2.2.4 TREATED WATER ENTERING THE DISTRIBUTION SYSTEM

Rossdale Water Treatment Plant

October 2025

Parameter (units)	#	Mean	Range	# (YTD)	YTD Mean	YTD Range	MAC (AO or OG)	EPCOR Target
Secondary Inorganics								
Alkalinity total (mg CaCO3/L)	31	114.6	107.0 - 123.0	303	113.3	81.0 - 139.0		
Aluminum (mg/L)	1	0.064	0.064	10	0.066	0.021 - 0.127	2.900 (0.100)	
Ammonia as NH3 (mg/L)	15	0.13	0.08 - 0.17	167	0.11	0.01 - 0.18		
Beryllium (mg/L)	1	<0.0002	<0.0002	10	0.0002	<0.0002		
Bromide Dissolved (mg/L)	4	<0.03	<0.03	43	<0.05	<0.03 - <0.05		
Calcium (mg/L)	1	47.3	47.3	10	47.0	43.8 - 54.0		
Calcium Hardness (mg/L CaCO3)	31	109.5	101.0 - 118.0	304	114.0	80.0 - 136.0		
Chloride Dissolved (mg/L)	4	4.9	4.7 - 5.6	43	6.56	4.59 - 14.20	(250.00)	
Chlorine free (mg/L)	1	<0.07	<0.07	9	<0.07	<0.07		
Cobalt (mg/L)	1	<0.0002	<0.0002	10	0.0002	<0.0002		
Copper (mg/L)	1	<0.002	<0.002	10	0.002	<0.002	2.000 (1.000)	
Iron (mg/L)	1	<0.005	<0.005	10	<0.005	<0.005	(0.100)	
Lithium (mg/L)	1	0.0041	0.0041	10	0.0036	0.0030 - 0.0041		
Magnesium (mg/L)	1	14.4	14.4	10	14.3	12.6 - 17.2		
Manganese (mg/L)	1	<0.002	<0.002	10	0.002	<0.002	0.120 (0.020)	
Molybdenum (mg/L)	1	0.0008	0.0008	10	0.0007	0.0005 - 0.0010		
Nickel (mg/L)	1	<0.0005	<0.0005	10	0.0005	<0.0005 - 0.0007		
Phosphate Ortho (as P) (mg/L as P)	1	0.02	0.02	9	0.02	<0.02 - 0.02		
Phosphorus (mg/L)	1	<0.02	<0.02	10	<0.02	<0.02		
Potassium (mg/L)	1	0.7	0.7	10	0.9	0.6 - 1.9		
Silicon (mg/L)	1	1.64	1.64	10	2.10	1.56 - 2.57		
Silver (mg/L)	1	<0.00002	<0.00002	10	<0.00002	<0.00002		
Sodium (mg/L)	1	7.1	7.1	10	11.4	6.8 - 19.6	(200.0)	
Strontium (mg/L)	1	0.453	0.453	10	0.430	0.367 - 0.480	7.000	
Sulphate Dissolved (mg/L)	4	63.3	57.9 - 68.5	43	72.2	57.9 - 105.0	(500.0)	
Sulphide (mg/L)	1	<0.0015	<0.0015	4	<0.0015	<0.0015	(0.0500)	
Thallium (mg/L)	1	<0.0002	<0.0002	10	0.0002	<0.0002		
Tin (mg/L)	1	<0.0005	<0.0005	10	0.0005	<0.0005		
Titanium (mg/L)	1	<0.0005	<0.0005	10	0.0005	<0.0005		
Total Hardness (mg/L CaCO3)	31	169.2	165.0 - 174.0	304	172.6	131.0 - 209.0		
Vanadium (mg/L)	1	<0.0005	<0.0005	10	0.0005	<0.0005		
Zinc (mg/L)	1	<0.005	<0.005	10	<0.005	<0.005	(5.000)	
Zirconium (mg/L)	1	<0.001	<0.001	10	0.001	<0.001		

2.2.4 TREATED WATER ENTERING THE DISTRIBUTION SYSTEM

Rossdale Water Treatment Plant

October 2025

Parameter (units)	#	Mean	Range	# (YTD)	YTD Mean	YTD Range	MAC (AO or OG)	EPCOR Target
Secondary Organics								
Xylene (1,4) (µg/L)	31	<0.5	<0.5	303	0.53	<0.40 - 1.00		
Xylene (1,2) (µg/L)	31	<0.5	<0.5	303	0.52	<0.30 - 1.00		
Trichloroethane (1,1,1) (µg/L)	31	<0.5	<0.5	303	0.5	<0.5 - 1.0		
Trichlorobenzene (1,2,4) (µg/L)	31	<0.5	<0.5	303	0.5	<0.5 - 1.0		
Trichloroacetic acid (µg/L)	1	6.78	6.78	9	10.60	5.56 - 17.00		
Total Volatile Organics (Non THM) (µg/L)	31	1.0	<1.0 - 1.2	274	1.3	<1.0 - 3.8		
Total Organic Carbon (mg/L)	4	1.4	1.1 - 1.9	43	1.7	0.8 - 3.4		
Tetrachloroethane (1,1,2,2) (µg/L)	31	<0.5	<0.5	303	0.5	<0.5 - 1.0		
Styrene (µg/L)	31	<0.5	<0.5	303	0.5	<0.5 - 1.0		
Monochloroacetic acid (µg/L)	1	<1.00	<1.00	9	1.01	<1.00 - 1.11		
Monobromoacetic acid (µg/L)	1	<1.00	<1.00	9	<1.00	<1.00		
Methyl t-Butyl Ether (MTBE) (µg/L)	31	<0.5	<0.5	303	0.5	<0.5 - 1.0	100.0 (15.0)	50.0
Methyl Isobutyl Ketone (MIBK) (µg/L)	31	<1.0	<1.0	303	<20	<1.0 - <20		
Dichloropropane (1,2) (µg/L)	31	<0.5	<0.5	303	0.5	<0.5 - 1.0		
Dichloroethylene trans (1,2) (µg/L)	31	<0.5	<0.5	303	0.5	<0.5 - 1.0		
Dichloroethylene cis (1,2) (µg/L)	31	<0.5	<0.5	303	0.5	<0.5 - 1.0		
Dichlorobenzene (1,3) (µg/L)	31	<0.5	<0.5	303	0.5	<0.5 - 1.0		
Dichloroacetic acid (µg/L)	1	6.05	6.05	9	9.59	4.94 - 15.10		
Dibromochloromethane (µg/L)	31	<0.5	<0.5	303	0.5	<0.5 - 1.0		
Dibromoacetic acid (µg/L)	1	<1.00	<1.00	9	<1.00	<1.00		
Chloroform (µg/L)	31	15.4	8.9 - 29.2	303	22.0	3.6 - 82.8	(40.0)	
Bromoform (µg/L)	31	<0.5	<0.5	303	0.5	<0.5 - 1.0		
Bromodichloromethane (µg/L)	31	1.6	1.3 - 2.1	303	1.3	<0.5 - 2.6		
Bromochloroacetic acid (µg/L)	1	<1.00	<1.00	9	<1.00	<1.00		
Radionuclides								
Tritium (Bq/L)	1	<40	<40	2	<40	<40	7000.00	
Strontium-90 (Bq/L)	1	<0.05	<0.05	2	<0.05	<0.05	5.00	
Radium-226 (Bq/L)	1	<0.005	<0.005	2	0.006	<0.005 - 0.007	0.500	
Lead-210 (Bq/L)	1	<0.02	<0.02	2	<0.02	<0.02	0.20	
Iodine-131 (Bq/L)	1	<0.5	<0.5	2	<0.6	<0.5 - <0.6	6.0	
Gross Beta (Bq/L)	1	<0.07	<0.07	2	0.12	<0.07 - 0.17		
Gross Alpha (Bq/L)	1	<0.13	<0.13	2	<0.13	<0.12 - <0.13		
Cesium-137 (Bq/L)	1	<0.07	<0.07	2	<0.09	<0.07 - <0.09	10.00	

2.2.4 TREATED WATER ENTERING THE DISTRIBUTION SYSTEM

E.L Smith Water Treatment Plant

October 2025

Parameter (units)	#	Mean	Range	# (YTD)	YTD Mean	YTD Range	MAC (AO or OG)	EPCOR Target
Microbiologicals								
Coliforms total (PA/100mL)	31	-VE	-VE	304	-VE	-VE	0.0	
Cryptosporidium (oocysts/100L)	1	<0.1	<0.1	10	<0.1	<0.09 - <0.1		
E. coli (PA/100mL)	31	-VE	-VE	304	-VE	-VE	0.0	
Giardia (cysts/100L)	1	<0.1	<0.1	10	<0.1	<0.09 - <0.1		
Physical								
Colour (TCU)	31	0.9	<0.5 - 1.6	304	1.0	<0.5 - 1.9	(15.0)	10.0
Conductivity (µS/cm)	5	375.6	365.0 - 389.0	44	397.8	352.0 - 476.0		
pH	31	8	8	304	8	8		7 - 8
Total Dissolved Solids (mg/L)	1	206.00	206.00	10	213.80	52.00 - 266.00	(500.00)	
Turbidity (NTU)	31	0.06	<0.04 - 0.10	304	0.05	<0.04 - 0.52	(3.00)	1.00
Primary Inorganics								
Antimony (mg/L)	1	<0.0005	<0.0005	10	0.0005	<0.0005	0.0060	
Arsenic (mg/L)	1	<0.0002	<0.0002	10	0.0002	<0.0002	0.0100	
Barium (mg/L)	1	0.056	0.056	10	0.061	0.053 - 0.066	2.000	
Boron (mg/L)	1	0.011	0.011	10	0.011	0.008 - 0.016	5.000	
Bromate Dissolved (mg/L)	4	<0.005	<0.005	43	<0.005	<0.003 - <0.005	0.010	
Cadmium (mg/L)	1	<0.00002	<0.00002	10	<0.00002	<0.00002	0.00700	
Chlorate Dissolved (mg/L)	4	0.12	0.11 - 0.13	43	0.11	<0.1 - 0.16	1.00	
Chlorine total (mg/L)	31	2.09	1.94 - 2.24	304	2.08	1.89 - 2.29		
Chlorite Dissolved (mg/L)	4	<0.005	<0.005	43	<0.2	<0.005 - <0.2	1.000	
Chromium (mg/L)	1	<0.0002	<0.0002	10	0.0002	<0.0002	0.0500	
Cyanide (mg/L)	1	<0.002	<0.002	4	<0.002	<0.002	0.2000	
Fluoride (mg/L)	31	0.68	0.52 - 0.79	304	0.67	0.52 - 0.79	1.50	0.60 - 0.80
Lead (mg/L)	1	<0.0002	<0.0002	10	0.0002	<0.0002	0.0050	
Mercury (µg/L)	1	<0.0050	<0.0050	5	<0.0050	<0.0050	1.0000	
Mercury (mg/L)	1	<0.0002	<0.0002	10	0.0002	<0.0002	0.0010	
Nitrate (as N) dissolved (mg/L)	4	0.01	<0.01	42	0.05	<0.01 - 0.16	10.00	
Nitrite (as N) dissolved (mg/L)	4	0.01	0.01 - 0.02	42	0.01	<0.01 - 0.02	1.00	
Selenium (mg/L)	1	0.0002	0.0002	10	0.0003	0.0002 - 0.0004	0.0500	
Uranium (mg/L)	1	<0.0005	<0.0005	10	0.0005	<0.0005 - 0.0006	0.0200	

2.2.4 TREATED WATER ENTERING THE DISTRIBUTION SYSTEM

E.L. Smith Water Treatment Plant

October 2025

Parameter (units)	#	Mean	Range	# (YTD)	YTD Mean	YTD Range	MAC (AO or OG)	EPCOR Target
Primary Organics								
2,4-D (µg/L)	1	<0.050	<0.050	4	<0.250	<0.050 - <0.250	100.000	
2-methyl-4-chlorophenoxyacetic acid (MCPA) (µg/L)	1	<0.050	<0.050	4	<0.250	<0.050 - <0.250	350.000	
Atrazine + metabolites (µg/L)	1	<0.10	<0.10	4	<0.10	<0.10	5.0	
Benzene (µg/L)	31	<0.5	<0.5	304	0.5	<0.5 - 1.0	5.0	
Benzo(a)pyrene (µg/L)	1	<0.005	<0.005	4	<0.005	<0.005	0.0400	
Bromoxynil (µg/L)	1	<0.050	<0.050	4	<0.250	<0.050 - <0.250	30.000	
Carbaryl (µg/L)	1	<0.050	<0.050	4	<0.050	<0.050		
Carbon Tetrachloride (µg/L)	31	<0.5	<0.5	304	0.5	<0.5 - 1.0	2.0	
Chlorobenzene (µg/L)	31	<0.5	<0.5	304	0.5	<0.5 - 1.0		
Chlorpyrifos (µg/L)	1	<0.10	<0.10	4	<0.10	<0.10	90.00	
Cyanazine (µg/L)	1	<0.100	<0.100	4	<0.100	<0.100		
Diazinon (µg/L)	1	<0.0250	<0.0250	4	<0.0250	<0.0250		
Dicamba (µg/L)	1	<0.10	<0.10	4	<0.50	<0.10 - <0.50	110.00	
Dichlorobenzene (1,2) (µg/L)	31	<0.5	<0.5	304	0.5	<0.5 - 1.0	200.0 (3.0)	
Dichlorobenzene (1,4) (µg/L)	31	<0.5	<0.5	304	0.5	<0.5 - 1.0	5.0 (1.0)	
Dichloroethane (1,2) (µg/L)	31	<0.5	<0.5	304	0.5	<0.5 - 1.0	5.0	
Dichloroethylene (1,1) (µg/L)	31	<0.5	<0.5	304	0.5	<0.5 - 1.0	14.0	
Dichlorophenol (2,4) (µg/L)	1	<0.20	<0.20	4	<0.20	<0.20		
Diclofop-methyl (µg/L)	1	<0.100	<0.100	4	<0.100	<0.100		
Dimethoate (µg/L)	1	<0.050	<0.050	4	<0.050	<0.050	20.000	
Diquat (µg/L)	1	<1.0	<1.0	4	<1.0	<1.0	50.0	
Diuron (µg/L)	1	<0.050	<0.050	4	<0.050	<0.050		
Ethylbenzene (µg/L)	31	<0.5	<0.5	304	0.5	<0.5 - 1.0	140.0 (1.6)	
Glyphosate (µg/L)	1	<1.00	<1.00	4	<1.00	<0.20 - <1.00	280.00	
Haloacetic acids total (HAA5) (µg/L)	1	12.3	12.3	10	19.4	7.8 - 30.1	80.0	40.0
Malathion (µg/L)	1	<0.0250	<0.0250	4	<0.0250	<0.0250	290.000	
Methylene Chloride (Dichloromethane) (µg/L)	31	<0.5	<0.5	304	<1.00	<0.5 - <1.00	50.0	
Metolachlor (µg/L)	1	<0.0250	<0.0250	4	<0.0250	<0.0250		
Metribuzin (µg/L)	1	<0.100	<0.100	4	<0.100	<0.100	80.00	
Microcystin total (µg/L)	1	<0.15	<0.15	4	<0.15	<0.15	1.50	
Nitrilotriacetic acid (NTA) (mg/L)	1	<0.4	<0.4	4	<0.4	<0.4	0.40	
Nitrosodimethylamine, N- [NDMA] (µg/L)	1	<0.0009	<0.0009	10	<0.0018	<0.0009 - <0.0018	0.04000	0.01000
Omethoate (as dimethoate) (µg/L)	1	<0.16	<0.16	4	<0.16	<0.16		
Pentachlorophenol (µg/L)	1	<0.50	<0.50	4	<0.50	<0.50	60.00 (30.00)	
Perfluorooctanesulfonic acid (PFOS) (ng/L)	1	<2.0	<2.0	4	<2.0	<2.0	2.0	
Perfluorooctanoic Acid (PFOA) (ng/L)	1	<2.0	<2.0	4	<2.0	<2.0	2.0	
Phorate (µg/L)	1	<0.250	<0.250	4	<0.250	<0.250		
Picloram (µg/L)	1	<0.10	<0.10	4	<0.50	<0.10 - <0.50		
Simazine (µg/L)	1	<0.100	<0.100	4	<0.100	<0.100		
Terbufos (µg/L)	1	<0.50	<0.50	4	<0.50	<0.50		
Tetrachloroethylene (µg/L)	31	<0.5	<0.5	304	0.5	<0.5 - 1.0	10.0	
Tetrachlorophenol (2,3,4,6) (µg/L)	1	<0.50	<0.50	4	<0.50	<0.50		
Toluene (µg/L)	31	<0.5	<0.5	304	0.5	<0.5 - 1.0	60.0 (24.0)	
Total PFAS (ng/L)	1	<12.0	<12.0	1	<12.0	<12.0		
Trichloroethylene (µg/L)	31	<0.5	<0.5	304	0.5	<0.5 - 1.0	5.0	
Trichlorophenol (2,4,6) (µg/L)	1	<0.20	<0.20	4	<0.20	<0.20	5.00 (2.00)	
Trifluralin (µg/L)	1	<0.10	<0.10	4	<0.10	<0.10		
Trihalomethanes (µg/L)	31	18.1	11.7 - 24.7	304	21.0	4.3 - 64.5	100.0	50.0
Vinyl Chloride (µg/L)	31	<1.0	<1.0	304	1.02	<0.50 - 2.00	2.00	
Xylenes total (µg/L)	31	<1.0	<1.0	304	<1.0	<0.50 - <1.0	90.00 (20.00)	

2.2.4 TREATED WATER ENTERING THE DISTRIBUTION SYSTEM

E.L. Smith Water Treatment Plant

October 2025

Parameter (units)	#	Mean	Range	# (YTD)	YTD Mean	YTD Range	MAC (AO or OG)	EPCOR Target
Secondary Inorganics								
Alkalinity total (mg CaCO3/L)	31	117.8	113.0 - 128.0	304	115.5	90.0 - 138.0		
Aluminum (mg/L)	1	0.060	0.060	10	0.059	0.021 - 0.101	2.900 (0.100)	
Ammonia as NH3 (mg/L)	15	0.11	0.08 - 0.14	167	0.09	0.01 - 0.15		
Beryllium (mg/L)	1	<0.0002	<0.0002	10	0.0002	<0.0002		
Bromide Dissolved (mg/L)	4	<0.03	<0.03	43	<0.05	<0.03 - <0.05		
Calcium (mg/L)	1	46.5	46.5	10	47.4	44.1 - 54.9		
Calcium Hardness (mg/L CaCO3)	31	109.5	101.0 - 116.0	304	114.1	86.0 - 137.0		
Chloride Dissolved (mg/L)	4	6.4	5.6 - 7.7	43	6.59	5.02 - 8.96	(250.00)	
Chlorine free (mg/L)	2	<0.07	<0.07	10	0.07	<0.07		
Cobalt (mg/L)	1	<0.0002	<0.0002	10	0.0002	<0.0002		
Copper (mg/L)	1	<0.002	<0.002	10	0.002	<0.002	2.000 (1.000)	
Iron (mg/L)	1	<0.005	<0.005	10	<0.005	<0.005	(0.100)	
Lithium (mg/L)	1	0.0038	0.0038	10	0.0032	0.0027 - 0.0038		
Magnesium (mg/L)	1	14.1	14.1	10	14.4	12.9 - 17.1		
Manganese (mg/L)	1	<0.002	<0.002	10	0.002	<0.002 - 0.005	0.120 (0.020)	
Molybdenum (mg/L)	1	0.0008	0.0008	10	0.0007	0.0005 - 0.0009		
Nickel (mg/L)	1	<0.0005	<0.0005	10	0.0005	<0.0005 - 0.0007		
Phosphate Ortho (as P) (mg/L as P)	1	<0.02	<0.02	9	0.02	<0.02 - 0.02		
Phosphorus (mg/L)	1	<0.02	<0.02	10	<0.02	<0.02		
Potassium (mg/L)	1	0.7	0.7	10	0.9	0.6 - 1.8		
Silicon (mg/L)	1	1.70	1.70	10	2.08	1.49 - 2.62		
Silver (mg/L)	1	<0.00002	<0.00002	10	<0.00002	<0.00002		
Sodium (mg/L)	1	9.1	9.1	10	13.3	6.3 - 27.2	(200.0)	
Strontium (mg/L)	1	0.448	0.448	10	0.429	0.369 - 0.475	7.000	
Sulphate Dissolved (mg/L)	4	61.6	58.3 - 68.1	43	74.9	58.3 - 116.0	(500.0)	
Sulphide (mg/L)	1	<0.0015	<0.0015	4	<0.0015	<0.0015	(0.0500)	
Thallium (mg/L)	1	<0.0002	<0.0002	10	0.0002	<0.0002		
Tin (mg/L)	1	<0.0005	<0.0005	10	0.0005	<0.0005		
Titanium (mg/L)	1	<0.0005	<0.0005	10	0.0005	<0.0005		
Total Hardness (mg/L CaCO3)	31	169.3	162.0 - 174.0	304	172.9	136.0 - 212.0		
Vanadium (mg/L)	1	<0.0005	<0.0005	10	0.0005	<0.0005		
Zinc (mg/L)	1	<0.005	<0.005	10	<0.005	<0.005	(5.000)	
Zirconium (mg/L)	1	<0.001	<0.001	10	0.001	<0.001		

2.2.4 TREATED WATER ENTERING THE DISTRIBUTION SYSTEM

E.L. Smith Water Treatment Plant

October 2025

Parameter (units)	#	Mean	Range	# (YTD)	YTD Mean	YTD Range	MAC (AO or OG)	EPCOR Target
Secondary Organics								
Xylene (1,4) (µg/L)	31	<0.5	<0.5	304	0.53	<0.40 - 1.00		
Xylene (1,2) (µg/L)	31	<0.5	<0.5	304	0.52	<0.30 - 1.00		
Trichloroethane (1,1,1) (µg/L)	31	<0.5	<0.5	304	0.5	<0.5 - 1.0		
Trichlorobenzene (1,2,4) (µg/L)	31	<0.5	<0.5	304	0.5	<0.5 - 1.0		
Trichloroacetic acid (µg/L)	1	6.07	6.07	10	9.58	3.92 - 15.20		
Total Volatile Organics (Non THM) (µg/L)	31	1.0	<1.0 - 1.4	274	1.3	<1.0 - 3.8		
Total Organic Carbon (mg/L)	4	1.3	1.2 - 1.5	43	1.6	0.8 - 3.1		
Tetrachloroethane (1,1,2,2) (µg/L)	31	<0.5	<0.5	304	0.5	<0.5 - 1.0		
Styrene (µg/L)	31	<0.5	<0.5	304	0.5	<0.5 - 1.0		
Monochloroacetic acid (µg/L)	1	<1.00	<1.00	10	1.03	<1.00 - 1.25		
Monobromoacetic acid (µg/L)	1	<1.00	<1.00	10	<1.00	<1.00		
Methyl t-Butyl Ether (MTBE) (µg/L)	31	<0.5	<0.5	304	0.5	<0.5 - 1.0	100.0 (15.0)	50.0
Methyl Isobutyl Ketone (MIBK) (µg/L)	31	<1.0	<1.0	304	<20	<1.0 - <20		
Dichloropropane (1,2) (µg/L)	31	<0.5	<0.5	304	0.5	<0.5 - 1.0		
Dichloroethylene trans (1,2) (µg/L)	31	<0.5	<0.5	304	0.5	<0.5 - 1.0		
Dichloroethylene cis (1,2) (µg/L)	31	<0.5	<0.5	304	0.5	<0.5 - 1.0		
Dichlorobenzene (1,3) (µg/L)	31	<0.5	<0.5	304	0.5	<0.5 - 1.0		
Dichloroacetic acid (µg/L)	1	6.24	6.24	10	9.55	3.91 - 14.90		
Dibromochloromethane (µg/L)	31	<0.5	<0.5	304	0.5	<0.5 - 1.0		
Dibromoacetic acid (µg/L)	1	<1.00	<1.00	10	<1.00	<1.00		
Chloroform (µg/L)	31	16.5	10.3 - 22.9	304	19.8	3.5 - 62.8	(40.0)	
Bromoform (µg/L)	31	<0.5	<0.5	304	0.5	<0.5 - 1.0		
Bromodichloromethane (µg/L)	31	1.5	1.1 - 1.8	304	1.1	<0.5 - 2.0		
Bromochloroacetic acid (µg/L)	1	<1.00	<1.00	10	1.01	<1.00 - 1.12		
Radionuclides								
Tritium (Bq/L)	1	<40	<40	2	<40	<40	7000.00	
Strontium-90 (Bq/L)	1	<0.05	<0.05	2	<0.05	<0.05	5.00	
Radium-226 (Bq/L)	1	0.006	0.006	2	0.006	<0.005 - 0.006	0.500	
Lead-210 (Bq/L)	1	<0.02	<0.02	2	<0.02	<0.02	0.20	
Iodine-131 (Bq/L)	1	<0.5	<0.5	2	<0.5	<0.4 - <0.5	6.0	
Gross Beta (Bq/L)	1	<0.06	<0.06	2	0.09	<0.06 - 0.09		
Gross Alpha (Bq/L)	1	<0.14	<0.14	2	<0.14	<0.12 - <0.14		
Cesium-137 (Bq/L)	1	<0.2	<0.2	2	<0.2	<0.2	10.0	

2.2.5 TREATED WATER ENTERING THE PLANT RESERVOIR

E.L. Smith and Rossdale Reservoirs

October 2025

Parameter (units)	#	Mean	Range	# (YTD)	YTD Mean	YTD Range	MAC (AO or OG)	EPCOR Target
Physical								
EL Smith Combined Filter Effluent								
UV 254 % Transmittance (%T/cm)	30	96.4	91.4	303	97.6	90.2 - 97.6		
UV Absorbance (UV Abs/cm)	30	0.022	0.016 - 0.039	303	0.026	0.011 - 0.045		
EL Smith Treated								
Turbidity (NTU)	31	0.06	<0.04 - 0.11	304	0.05	<0.04 - 0.11	(3.00)	0.10
Rossdale Filter Effluent								
UV 254 % Transmittance (%T/cm)	31	96.7	91.3	304	97.2	89.2 - 97.2		
UV Absorbance (UV Abs/cm)	31	0.022	0.015 - 0.040	304	0.026	0.013 - 0.050		
Rossdale Treated								
Turbidity (NTU)	32	0.06	<0.04 - 0.21	305	0.05	<0.04 - 0.21	(3.00)	0.10
Primary Organics								
EL Smith Treated								
Benzene (µg/L)	31	<0.5	<0.5	304	<0.50	<0.5 - <0.50	5.0	
Carbon Tetrachloride (µg/L)	31	<0.5	<0.5	304	<0.50	<0.5 - <0.50	2.0	
Chlorobenzene (µg/L)	31	<0.5	<0.5	304	<0.50	<0.5 - <0.50		
Dichlorobenzene (1,2) (µg/L)	31	<0.5	<0.5	304	<0.50	<0.5 - <0.50	200.0 (3.0)	
Dichlorobenzene (1,4) (µg/L)	31	<0.5	<0.5	304	<0.50	<0.5 - <0.50	5.0 (1.0)	
Dichloroethylene (1,1) (µg/L)	31	<0.5	<0.5	304	<0.50	<0.5 - <0.50	14.0	
Ethylbenzene (µg/L)	31	<0.5	<0.5	304	<0.50	<0.5 - <0.50	140.0 (1.6)	
Methylene Chloride (Dichloromethane) (µg/L)	31	<0.5	<0.5	304	<1.00	<0.5 - <1.00	50.0	
Tetrachloroethylene (µg/L)	31	<0.5	<0.5	304	<0.50	<0.5 - <0.50	10.0	
Toluene (µg/L)	31	<0.5	<0.5	304	<0.50	<0.5 - <0.50	60.0 (24.0)	
Trichloroethylene (µg/L)	31	<0.5	<0.5	304	<0.50	<0.5 - <0.50	5.0	
Trihalomethanes (µg/L)	31	14.2	8.9 - 21.5	304	16.9	3.3 - 70.0	100.0	50.0
Xylenes total (µg/L)	31	<1.0	<1.0	304	<1.0	<0.50 - <1.0	90.00 (20.00)	
Rossdale Treated								
Benzene (µg/L)	31	<0.5	<0.5	304	0.5	<0.5 - 1.0	5.0	
Carbon Tetrachloride (µg/L)	31	<0.5	<0.5	304	0.5	<0.5 - 1.0	2.0	
Chlorobenzene (µg/L)	31	<0.5	<0.5	304	0.5	<0.5 - 1.0		
Dichlorobenzene (1,2) (µg/L)	31	<0.5	<0.5	304	0.5	<0.5 - 1.0	200.0 (3.0)	
Dichlorobenzene (1,4) (µg/L)	31	<0.5	<0.5	304	0.5	<0.5 - 1.0	5.0 (1.0)	
Dichloroethylene (1,1) (µg/L)	31	<0.5	<0.5	304	0.5	<0.5 - 1.0	14.0	
Ethylbenzene (µg/L)	31	<0.5	<0.5	304	0.5	<0.5 - 1.0	140.0 (1.6)	
Methylene Chloride (Dichloromethane) (µg/L)	31	<0.5	<0.5	304	<1.00	<0.5 - <1.00	50.0	
Tetrachloroethylene (µg/L)	31	<0.5	<0.5	304	0.5	<0.5 - 1.0	10.0	
Toluene (µg/L)	31	<0.5	<0.5	304	0.5	<0.5 - 1.0	60.0 (24.0)	
Trichloroethylene (µg/L)	31	<0.5	<0.5	304	0.5	<0.5 - 1.0	5.0	
Trihalomethanes (µg/L)	31	15.0	7.6 - 25.5	304	19.6	4.9 - 82.4	100.0	50.0
Xylenes total (µg/L)	31	<1.0	<1.0	304	<1.0	<0.50 - <1.0	90.00 (20.00)	

2.2.5 TREATED WATER ENTERING THE PLANT RESERVOIR

E.L. Smith and Rossdale Reservoirs

October 2025

Parameter (units)	#	Mean	Range	# (YTD)	YTD Mean	YTD Range	MAC (AO or OG)	EPCOR Target
Primary Inorganics								
EL Smith Treated								
Bromate Dissolved (mg/L)	4	<0.005	<0.005	43	<0.005	<0.003 - <0.005	0.010	
Chlorate Dissolved (mg/L)	4	0.11	0.09 - 0.13	43	0.11	<0.1 - 0.16	1.00	
Chlorite Dissolved (mg/L)	4	<0.005	<0.005	43	<0.2	<0.005 - <0.2	1.000	
Nitrate (as N) dissolved (mg/L)	4	0.01	<0.01	42	0.05	<0.01 - 0.16	10.00	
Nitrite (as N) dissolved (mg/L)	4	0.01	0.01 - 0.02	42	0.01	<0.01 - 0.02	1.00	
Rossdale Treated								
Bromate Dissolved (mg/L)	4	<0.005	<0.005	43	<0.005	<0.003 - <0.005	0.010	
Chlorate Dissolved (mg/L)	4	0.32	0.27 - 0.35	43	0.29	0.1 - 0.41	1.00	
Chlorite Dissolved (mg/L)	4	<0.005	<0.005	43	<0.2	<0.005 - <0.2	1.000	
Nitrate (as N) dissolved (mg/L)	4	0.01	<0.01	42	0.05	<0.01 - 0.18	10.00	
Nitrite (as N) dissolved (mg/L)	4	0.01	0.01 - 0.02	42	0.01	<0.01 - 0.02	1.00	
Secondary Inorganics								
EL Smith Treated								
Ammonia as NH3 (mg/L)	15	0.11	0.07 - 0.14	167	0.09	<0.05 - 0.17		
Bromide Dissolved (mg/L)	4	<0.03	<0.03	43	<0.05	<0.03 - <0.05		
Chloride Dissolved (mg/L)	4	6.3	5.6 - 7.5	43	6.53	4.84 - 8.93	(250.00)	
Sulphate Dissolved (mg/L)	4	61.3	58.9 - 67.8	43	75.4	58.9 - 114.0	(500.0)	
Rossdale Treated								
Ammonia as NH3 (mg/L)	15	0.13	0.08 - 0.16	167	0.11	<0.05 - 1.00		
Bromide Dissolved (mg/L)	4	<0.03	<0.03	43	<0.05	<0.03 - <0.05		
Chloride Dissolved (mg/L)	4	4.9	4.6 - 5.5	43	6.95	4.55 - 16.30	(250.00)	
Sulphate Dissolved (mg/L)	4	63.6	58.2 - 68.2	43	72.1	58.2 - 104.0	(500.0)	

2.2.5 TREATED WATER ENTERING THE PLANT RESERVOIR

E.L. Smith and Rossdale Reservoirs

October 2025

Parameter (units)	#	Mean	Range	# (YTD)	YTD Mean	YTD Range	MAC (AO or OG)	EPCOR Target
Secondary Organics								
EL Smith Treated								
Bromodichloromethane (µg/L)	31	1.3	0.9 - 1.8	304	0.9	<0.5 - 1.8		
Bromoform (µg/L)	31	<0.5	<0.5	304	<0.50	<0.5 - <0.50		
Chloroform (µg/L)	31	12.8	7.9 - 19.7	304	15.9	2.5 - 68.5	(40.0)	
Dibromochloromethane (µg/L)	31	<0.5	<0.5	304	<0.50	<0.5 - <0.50		
Dichlorobenzene (1,3) (µg/L)	31	<0.5	<0.5	304	<0.50	<0.5 - <0.50		
Dichloroethylene cis (1,2) (µg/L)	31	<0.5	<0.5	304	<0.50	<0.5 - <0.50		
Dichloroethylene trans (1,2) (µg/L)	31	<0.5	<0.5	304	<0.50	<0.5 - <0.50		
Dichloropropane (1,2) (µg/L)	31	<0.5	<0.5	304	<0.50	<0.5 - <0.50		
Methyl Isobutyl Ketone (MIBK) (µg/L)	31	<1.0	<1.0	304	<20	<1.0 - <20		
Methyl t-Butyl Ether (MTBE) (µg/L)	31	<0.5	<0.5	304	<0.50	<0.5 - <0.50	100.0 (15.0)	50.0
Styrene (µg/L)	31	<0.5	<0.5	304	<0.50	<0.5 - <0.50		
Tetrachloroethane (1,1,2,2) (µg/L)	31	<0.5	<0.5	304	<0.50	<0.5 - <0.50		
Total Volatile Organics (Non THM) (µg/L)	31	1.0	<1.0 - 1.4	274	1.2	<1.0 - 3.9		
Trichlorobenzene (1,2,4) (µg/L)	31	<0.5	<0.5	304	<0.50	<0.5 - <0.50		
Xylene (1,2) (µg/L)	31	<0.5	<0.5	304	<0.5	<0.30 - <0.5		
Xylene (1,4) (µg/L)	31	<0.5	<0.5	304	<0.5	<0.40 - <0.5		
Rossdale Treated								
Bromodichloromethane (µg/L)	31	1.4	1.0 - 1.8	304	1.1	<0.5 - 2.3		
Bromoform (µg/L)	31	<0.5	<0.5	304	0.5	<0.5 - 1.0		
Chloroform (µg/L)	31	13.5	6.5 - 23.5	304	18.4	3.5 - 80.6	(40.0)	
Dibromochloromethane (µg/L)	31	<0.5	<0.5	304	0.5	<0.5 - 1.0		
Dichlorobenzene (1,3) (µg/L)	31	<0.5	<0.5	304	0.5	<0.5 - 1.0		
Dichloroethylene cis (1,2) (µg/L)	31	<0.5	<0.5	304	0.5	<0.5 - 1.0		
Dichloroethylene trans (1,2) (µg/L)	31	<0.5	<0.5	304	0.5	<0.5 - 1.0		
Dichloropropane (1,2) (µg/L)	31	<0.5	<0.5	304	0.5	<0.5 - 1.0		
Methyl Isobutyl Ketone (MIBK) (µg/L)	31	<1.0	<1.0	304	<20	<1.0 - <20		
Methyl t-Butyl Ether (MTBE) (µg/L)	31	<0.5	<0.5	304	0.5	<0.5 - 1.0	100.0 (15.0)	50.0
Styrene (µg/L)	31	<0.5	<0.5	304	0.5	<0.5 - 1.0		
Tetrachloroethane (1,1,2,2) (µg/L)	31	<0.5	<0.5	304	0.5	<0.5 - 1.0		
Total Volatile Organics (Non THM) (µg/L)	31	1.0	<1.0 - 1.2	274	1.2	<1.0 - 3.5		
Trichlorobenzene (1,2,4) (µg/L)	31	<0.5	<0.5	304	0.5	<0.5 - 1.0		
Xylene (1,2) (µg/L)	31	<0.5	<0.5	304	<1.0	<0.30 - 1.00		
Xylene (1,4) (µg/L)	31	<0.5	<0.5	304	<1.0	<0.40 - 1.00		

2.2.6 Routine Distribution System (Excluding Field Reservoirs)

October 2025

Parameter (units)	#	Mean	Range	# (YTD)	YTD Mean	YTD Range	MAC (AO or OG)	EPCOR Target
Microbiologicals								
Coliforms total (MPN/100 mL)	3	Not Detected	Not Detected	33	Not Detected	Not Detected		
Coliforms total (PA/100mL)	167	-VE	-VE	1701	-VE	+VE - -VE	0.0	
E. coli (MPN/100 mL)	3	Not Detected	Not Detected	33	Not Detected	Not Detected		
E. coli (PA/100mL)	167	-VE	-VE	1701	-VE	-VE	0.0	
Physical								
Colour (TCU)				3	0.6	<0.5 - 0.8	(15.0)	10.0
pH	71	8	8	444	8	7 - 8		7 - 8
Total Dissolved Solids (mg/L)				3	224.33	209.00 - 238.00	(500.00)	
Turbidity (NTU)	170	0.36	0.05 - 3.26	1732	0.27	<0.04 - 6.84	(3.00)	1.00
UV Absorbance (UV Abs/cm)				3	0.031	0.022 - 0.043		
Primary Inorganics								
Antimony (mg/L)				4	<0.0005	<0.0005	0.0060	
Arsenic (mg/L)				4	<0.0002	<0.0002	0.0100	
Barium (mg/L)				4	0.060	0.050 - 0.069	2.000	
Boron (mg/L)				4	0.010	0.008 - 0.011	5.000	
Bromate Dissolved (mg/L)	1	<0.005	<0.005	15	<0.005	<0.005	0.010	
Cadmium (mg/L)				4	<0.00002	<0.00002	0.00700	
Chlorate Dissolved (mg/L)	1	0.16	0.16	15	0.19	0.09 - 0.31	1.00	
Chlorine total (mg/L)	171	1.75	0.88 - 2.14	1733	1.77	0.19 - 2.34		1.00 - 2.40
Chlorite Dissolved (mg/L)	1	<0.005	<0.005	15	<0.005	<0.005	1.000	
Chromium (mg/L)				4	<0.0002	<0.0002	0.0500	
Cyanide (mg/L)				3	<0.002	<0.002	0.2000	
Fluoride (mg/L)				3	0.71	0.65 - 0.76	1.50	0.60 - 0.80
Lead (mg/L)				4	<0.0002	<0.0002	0.0050	
Mercury (µg/L)				3	<0.0050	<0.0050	1.0000	
Mercury (mg/L)				3	<0.0002	<0.0002	0.0010	
Nitrate (as N) dissolved (mg/L)	71	0.02	0.01 - 0.05	444	0.03	<0.01 - 0.12	10.00	
Nitrite (as N) dissolved (mg/L)	71	0.01	<0.01 - 0.05	444	0.01	<0.01 - 0.05	1.00	
Selenium (mg/L)				4	0.0003	0.0002 - 0.0003	0.0500	
Uranium (mg/L)				4	0.0005	<0.0005 - 0.0006	0.0200	

2.2.6 Routine Distribution System (Excluding Field Reservoirs)

October 2025

Parameter (units)	#	Mean	Range	# (YTD)	YTD Mean	YTD Range	MAC (AO or OG)	EPCOR Target
Primary Organics								
2,4-D (µg/L)				3	<0.250	<0.050 - <0.250	100.000	
2-methyl-4-chlorophenoxyacetic acid (MCPA) (µg/L)				3	<0.250	<0.050 - <0.250	350.000	
Atrazine + metabolites (µg/L)				3	0.1	<0.10	5.0	
Benzene (µg/L)	4	<0.5	<0.5	57	0.6	<0.5 - 1.0	5.0	
Benzo(a)pyrene (µg/L)				3	<0.005	<0.005	0.0400	
Bromoxynil (µg/L)				3	<0.250	<0.050 - <0.250	30.000	
Carbaryl (µg/L)				3	0.050	<0.050		
Carbon Tetrachloride (µg/L)	4	<0.5	<0.5	57	0.6	<0.5 - 1.0	2.0	
Chlorobenzene (µg/L)	4	<0.5	<0.5	57	0.6	<0.5 - 1.0		
Chlorpyrifos (µg/L)				3	0.10	<0.10	90.00	
Cyanazine (µg/L)				3	0.10	<0.100		
Diazinon (µg/L)				3	0.025	<0.0250		
Dicamba (µg/L)				3	<0.50	<0.10 - <0.50	110.00	
Dichlorobenzene (1,2) (µg/L)	4	<0.5	<0.5	57	0.6	<0.5 - 1.0		
Dichlorobenzene (1,4) (µg/L)	4	<0.5	<0.5	57	0.6	<0.5 - 1.0	5.0 (1.0)	
Dichloroethane (1,2) (µg/L)	4	<0.5	<0.5	57	0.6	<0.5 - 1.0	5.0	
Dichloroethylene (1,1) (µg/L)	4	<0.5	<0.5	57	0.6	<0.5 - 1.0	14.0	
Dichlorophenol (2,4) (µg/L)				3	0.20	<0.20		
Diclofop-methyl (µg/L)				3	0.10	<0.100		
Dimethoate (µg/L)				3	0.050	<0.050	20.000	
Diquat (µg/L)				3	<1.0	<1.0	50.0	
Diuron (µg/L)				3	0.050	<0.050		
Ethylbenzene (µg/L)	4	<0.5	<0.5	57	0.6	<0.5 - 1.0	140.0 (1.6)	
Glyphosate (µg/L)				3	<1.00	<0.20 - <1.00	280.00	
Haloacetic acids total (HAA5) (µg/L)	4	14.4	13.2 - 16.2	57	21.1	7.7 - 36.0	80.0	40.0
Malathion (µg/L)				3	0.025	<0.0250	290.000	
Methylene Chloride (Dichloromethane) (µg/L)	4	<0.5	<0.5	57	<1.00	<0.5 - <1.00	50.0	
Metolachlor (µg/L)				3	0.025	<0.0250		
Metribuzin (µg/L)				3	0.10	<0.100	80.00	
Microcystin total (µg/L)				5	<0.15	<0.15	1.50	
Nitrilotriacetic acid (NTA) (mg/L)				3	0.40	<0.4	0.40	
Nitrosodimethylamine, N- [NDMA] (µg/L)	2	0.00173	0.00143 - 0.00202	29	0.00465	<0.0009 - 0.00465	0.04000	0.01000
Omethoate (as dimethoate) (µg/L)				3	<0.16	<0.16		
Pentachlorophenol (µg/L)				3	<0.50	<0.50	60.00 (30.00)	
Perfluorooctanesulfonic acid (PFOS) (ng/L)				3	<2.0	<2.0	2.0	
Perfluorooctanoic Acid (PFOA) (ng/L)				3	<2.0	<2.0	2.0	
Phorate (µg/L)				3	<0.250	<0.250		
Picloram (µg/L)				3	<0.50	<0.10 - <0.50		
Simazine (µg/L)				3	0.10	<0.100		
Terbufos (µg/L)				3	<0.50	<0.50		
Tetrachloroethylene (µg/L)	4	<0.5	<0.5	57	0.6	<0.5 - 1.0	10.0	
Tetrachlorophenol (2,3,4,6) (µg/L)				3	<0.50	<0.50		
Toluene (µg/L)	4	<0.5	<0.5	57	0.6	<0.5 - 1.0	60.0 (24.0)	
Total PFAS (ng/L)				1	<12.0	<12.0		
Trichloroethylene (µg/L)	4	<0.5	<0.5	57	0.6	<0.5 - 1.0	5.0	
Trichlorophenol (2,4,6) (µg/L)				3	0.20	<0.20	5.00 (2.00)	
Trifluralin (µg/L)				3	0.10	<0.10		
Trihalomethanes (µg/L)	4	20.6	18.3 - 25.5	57	24.4	5.1 - 50.8	100.0	50.0
Vinyl Chloride (µg/L)	4	<1.0	<1.0	57	1.05	<0.50 - 2.00	2.00	
Xylenes total (µg/L)	4	<1.0	<1.0	57	<1.0	<0.50 - <1.0	90.00 (20.00)	

2.2.6 Routine Distribution System (Excluding Field Reservoirs)

October 2025

Parameter (units)	#	Mean	Range	# (YTD)	YTD Mean	YTD Range	MAC (AO or OG)	EPCOR Target
Secondary Inorganics								
Alkalinity total (mg CaCO3/L)				3	116.0	109.0 - 124.0		
Aluminum (mg/L)				4	0.094	0.012 - 0.267	2.900 (0.100)	
Ammonia as NH3 (mg/L)	61	0.19	0.10 - 0.26	428	0.19	0.08 - 0.32		
Beryllium (mg/L)				4	<0.0002	<0.0002		
Bromide Dissolved (mg/L)	1	<0.03	<0.03	15	0.03	<0.03		
Calcium (mg/L)				4	50.3	47.7 - 54.7		
Chloride Dissolved (mg/L)	1	5.9	5.9	15	6.7	5.2 - 11.1	(250.0)	
Chlorine free (mg/L)				3	<0.07	<0.07		
Cobalt (mg/L)				4	<0.0002	<0.0002		
Copper (mg/L)				4	0.005	<0.002 - 0.007	2.000 (1.000)	
Iron (mg/L)				4	0.034	<0.005 - 0.110	(0.100)	
Lithium (mg/L)				4	0.0036	0.0029 - 0.0048		
Magnesium (mg/L)				4	14.9	13.6 - 16.0		
Manganese (mg/L)				4	<0.002	<0.002	0.120 (0.020)	
Molybdenum (mg/L)				4	0.0007	0.0006 - 0.0007		
Nickel (mg/L)				4	0.0005	<0.0005 - 0.0006		
Phosphate Ortho (as P) (mg/L as P)	61	0.92	0.82 - 1.20	431	0.89	0.46 - 1.20		
Phosphorus (mg/L)				4	1.03	0.94 - 1.18		
Potassium (mg/L)				4	0.9	0.7 - 1.1		
Silicon (mg/L)				4	2.26	1.97 - 2.47		
Silver (mg/L)				4	<0.00002	<0.00002		
Sodium (mg/L)				4	13.6	7.0 - 20.8	(200.0)	
Strontium (mg/L)				4	0.463	0.424 - 0.484	7.000	
Sulphate Dissolved (mg/L)	1	68.3	68.3	15	72.6	63.1 - 81.6	(500.0)	
Sulphide (mg/L)				3	0.0015	<0.0015	(0.0500)	
Thallium (mg/L)				4	<0.0002	<0.0002		
Tin (mg/L)				4	<0.0005	<0.0005		
Titanium (mg/L)				4	<0.0005	<0.0005		
Total Hardness (mg/L CaCO3)				3	175.3	173.0 - 179.0		
Vanadium (mg/L)				4	<0.0005	<0.0005		
Zinc (mg/L)				4	<0.005	<0.005	(5.000)	
Zirconium (mg/L)				4	<0.001	<0.001		

2.2.6 Routine Distribution System (Excluding Field Reservoirs)

October 2025

Parameter (units)	#	Mean	Range	# (YTD)	YTD Mean	YTD Range	MAC (AO or OG)	EPCOR Target
Secondary Organics								
Bromodichloromethane (µg/L)	4	1.9	1.7 - 2.2	57	1.1	0.6 - 2.2		
Bromoform (µg/L)	4	<0.5	<0.5	57	0.6	<0.5 - 1.0		
Chloroform (µg/L)	4	18.6	16.6 - 23.2	57	23.1	4.4 - 49.0		
Dibromoacetic acid (µg/L)	4	<1.00	<1.00	57	<1.00	<1.00		
Dibromochloromethane (µg/L)	4	<0.5	<0.5	57	0.6	<0.5 - 1.0		
Dichloroacetic acid (µg/L)	4	7.55	6.89 - 8.36	57	10.55	3.92 - 17.60		
Dichlorobenzene (1,3) (µg/L)	4	<0.5	<0.5	57	0.6	<0.5 - 1.0		
Dichloroethylene cis (1,2) (µg/L)	4	<0.5	<0.5	57	0.6	<0.5 - 1.0		
Dichloroethylene trans (1,2) (µg/L)	4	<0.5	<0.5	57	0.6	<0.5 - 1.0		
Dichloropropane (1,2) (µg/L)	4	<0.5	<0.5	57	0.6	<0.5 - 1.0		
Methoxychlor (µg/L)				3	<0.0080	<0.0080		
Methyl Isobutyl Ketone (MIBK) (µg/L)	4	<1.0	<1.0	57	<20	<1.0 - <20		
Methyl t-Butyl Ether (MTBE) (µg/L)	4	<0.5	<0.5	57	0.6	<0.5 - 1.0	(15.0)	
Monobromoacetic acid (µg/L)	4	<1.00	<1.00	57	<1.00	<1.00		
Monochloroacetic acid (µg/L)	4	<1.00	<1.00	57	1.05	<1.00 - 1.72		
Styrene (µg/L)	4	<0.5	<0.5	57	0.6	<0.5 - 1.0		
Tetrachloroethane (1,1,2,2) (µg/L)	4	<0.5	<0.5	57	0.6	<0.5 - 1.0		
Total Organic Carbon (mg/L)	71	1.2	0.7 - 1.6	427	1.7	0.7 - 2.6		
Total Volatile Organics (Non THM) (µg/L)	4	<1.0	<1.0	51	1.3	<1.0 - 3.2		
Trichloroacetic acid (µg/L)	4	6.78	6.28 - 7.80	57	10.29	3.81 - 18.40		
Trichlorobenzene (1,2,4) (µg/L)	4	<0.5	<0.5	57	0.6	<0.5 - 1.0		
Trichloroethane (1,1,1) (µg/L)	4	<0.5	<0.5	57	0.6	<0.5 - 1.0		
Xylene (1,2) (µg/L)	4	<0.5	<0.5	57	0.53	<0.30 - 1.00		
Xylene (1,4) (µg/L)	4	<0.5	<0.5	57	0.54	<0.40 - 1.00		

2.2.7 Additional Distribution System Samples Collected from Water Quality Complaint Investigations

October 2025

Parameter (Units)	#	Mean	Range	# (YTD)	YTD Mean	YTD Range	MAC (AO or OG)	EPCOR Target
Physical								
Colour (TCU)	20	0.8	<0.5 - 1.2	121	1.0	<0.5 - 3.0	(15.0)	10.0
pH	20	8	8	121	8	8		7 - 8
Turbidity (NTU)	20	0.18	0.05 - 0.87	121	0.46	<0.04 - 2.90	(3.00)	1.00
Primary Inorganics								
Antimony (mg/L)	20	0.0005	<0.0005	121	<0.0005	<0.0005	0.0060	
Arsenic (mg/L)	20	0.0002	<0.0002	121	0.0002	<0.0002 - 0.0002	0.0100	
Barium (mg/L)	20	0.055	0.050 - 0.059	121	0.063	<0.002 - 0.105	2.000	
Boron (mg/L)	20	0.011	0.010 - 0.015	121	0.013	0.008 - 0.042	5.000	
Cadmium (mg/L)	20	0.00002	<0.00002 - 0.00004	121	0.00002	<0.00002 - 0.00004	0.00700	
Chlorine total (mg/L)	20	1.77	1.40 - 2.10	121	1.74	1.16 - 2.14		1.00 - 2.40
Chromium (mg/L)	20	0.0002	<0.0002	121	<0.0002	<0.0002	0.0500	
Lead (mg/L)	20	0.0003	<0.0002 - 0.0008	121	0.0002	<0.0002 - 0.0018	0.0050	
Selenium (mg/L)	20	0.0002	<0.0002 - 0.0003	121	0.0002	<0.0002 - 0.0004	0.0500	
Uranium (mg/L)	20	0.0005	<0.0005	121	0.0005	<0.0005 - 0.0006	0.0200	
Primary Organics								
Benzene (µg/L)	20	<0.5	<0.5	121	0.6	<0.5 - 1.0	5.0	
Carbon Tetrachloride (µg/L)	20	<0.5	<0.5	121	0.6	<0.5 - 1.0	2.0	
Chlorobenzene (µg/L)	20	<0.5	<0.5	121	0.6	<0.5 - 1.0		
Dichlorobenzene (1,2) (µg/L)	20	<0.5	<0.5	121	0.6	<0.5 - 1.0		
Dichlorobenzene (1,4) (µg/L)	20	<0.5	<0.5	121	0.6	<0.5 - 1.0	5.0 (1.0)	
Dichloroethane (1,2) (µg/L)	20	<0.5	<0.5	121	0.6	<0.5 - 1.0	5.0	
Dichloroethylene (1,1) (µg/L)	20	<0.5	<0.5	121	0.6	<0.5 - 1.0	14.0	
Ethylbenzene (µg/L)	20	<0.5	<0.5	121	0.6	<0.5 - 1.0	140.0 (1.6)	
Methylene Chloride (Dichloromethane) (µg/L)	20	<0.5	<0.5	121	<1.00	<0.5 - <1.00	50.0	
Tetrachloroethylene (µg/L)	20	<0.5	<0.5	121	0.6	<0.5 - 1.0	10.0	
Toluene (µg/L)	20	<0.5	<0.5	121	0.6	<0.5 - 1.0	60.0 (24.0)	
Trichloroethylene (µg/L)	20	<0.5	<0.5	121	0.6	<0.5 - 1.0	5.0	
Trihalomethanes (µg/L)	20	20.2	11.2 - 29.2	121	24.7	5.4 - 50.5	100.0	50.0
Vinyl Chloride (µg/L)	20	<1.0	<1.0	121	1.02	<0.50 - 2.00	2.00	
Xylenes total (µg/L)	20	<1.0	<1.0	121	<1.0	<0.50 - <1.0	90.00 (20.00)	

2.2.7 Additional Distribution System Samples Collected from Water Quality Complaint Investigations

October 2025

Parameter (Units)	#	Mean	Range	# (YTD)	YTD Mean	YTD Range	MAC (AO or OG)	EPCOR Target
Secondary Organics								
Bromodichloromethane (µg/L)	20	1.7	1.1 - 2.0	121	1.3	<0.5 - 2.4		
Bromoform (µg/L)	20	<0.5	<0.5	121	0.6	<0.5 - 1.0		
Chloroform (µg/L)	20	18.3	9.8 - 27.6	121	23.3	4.7 - 49.2		
Dibromochloromethane (µg/L)	20	<0.5	<0.5	121	0.6	<0.5 - 1.0		
Dichlorobenzene (1,3) (µg/L)	20	<0.5	<0.5	121	0.6	<0.5 - 1.0		
Dichloroethylene cis (1,2) (µg/L)	20	<0.5	<0.5	121	0.6	<0.5 - 1.0		
Dichloroethylene trans (1,2) (µg/L)	20	<0.5	<0.5	121	0.6	<0.5 - 1.0		
Dichloropropane (1,2) (µg/L)	20	<0.5	<0.5	121	0.6	<0.5 - 1.0		
Methyl Isobutyl Ketone (MIBK) (µg/L)	20	<1.0	<1.0	121	<20	<1.0 - <20		
Methyl t-Butyl Ether (MTBE) (µg/L)	20	<0.5	<0.5	121	0.6	<0.5 - 1.0	(15.0)	
Styrene (µg/L)	20	<0.5	<0.5	121	0.6	<0.5 - 1.0		
Tetrachloroethane (1,1,2,2) (µg/L)	20	<0.5	<0.5	121	0.6	<0.5 - 1.0		
Total Volatile Organics (Non THM) (µg/L)	20	1.0	<1.0 - 1.4	100	1.3	<1.0 - 3.1		
Trichlorobenzene (1,2,4) (µg/L)	20	<0.5	<0.5	121	0.6	<0.5 - 1.0		
Trichloroethane (1,1,1) (µg/L)	20	<0.5	<0.5	121	0.6	<0.5 - 1.0		
Xylene (1,2) (µg/L)	20	<0.5	<0.5	121	0.52	<0.30 - 1.00		
Xylene (1,4) (µg/L)	20	<0.5	<0.5	121	0.54	<0.40 - 1.00		

2.2.7 Additional Distribution System Samples Collected from Water Quality Complaint Investigations

October 2025

Parameter (Units)	#	Mean	Range	# (YTD)	YTD Mean	YTD Range	MAC (AO or OG)	EPCOR Target
Secondary Inorganics								
Aluminum (mg/L)	20	0.075	0.031 - 0.170	121	0.108	0.006 - 1.390	2.900 (0.100)	
Beryllium (mg/L)	20	0.0002	<0.0002	121	<0.0002	<0.0002		
Calcium (mg/L)	20	46.6	43.9 - 48.2	121	47.6	0.3 - 56.7		
Calcium Hardness (mg/L CaCO3)				1	126.0	126.0		
Chlorine free (mg/L)				1	<0.07	<0.07		
Cobalt (mg/L)	20	0.0003	<0.0002 - 0.0016	121	0.0002	<0.0002 - 0.0016		
Copper (mg/L)	20	0.003	<0.002 - 0.012	121	0.003	<0.002 - 0.013	2.000 (1.000)	
Iron (mg/L)	20	0.019	<0.005 - 0.127	121	0.068	<0.005 - 0.894	(0.100)	
Lithium (mg/L)	20	0.0037	0.0033 - 0.0042	121	0.0035	0.0003 - 0.0052		
Magnesium (mg/L)	20	14.3	13.8 - 14.7	121	14.1	<0.1 - 17.2		
Manganese (mg/L)	20	0.002	<0.002 - 0.004	121	0.003	<0.002 - 0.012	0.120 (0.020)	
Molybdenum (mg/L)	20	0.0009	0.0008 - 0.0009	121	0.0007	0.0005 - 0.0010		
Nickel (mg/L)	20	0.0006	<0.0005 - 0.0030	121	0.0006	<0.0005 - 0.0030		
Phosphorus (mg/L)	20	0.92	0.70 - 0.99	121	1.01	0.70 - 1.92		
Potassium (mg/L)	20	0.7	0.7 - 0.8	121	1.0	0.3 - 2.6		
Silicon (mg/L)	20	1.76	1.58 - 2.20	121	2.09	1.37 - 2.84		
Silver (mg/L)	20	<0.00002	<0.00002	121	0.00002	<0.00002		
Sodium (mg/L)	20	8.0	6.8 - 10.5	121	13.7	6.0 - 93.0	(200.0)	
Strontium (mg/L)	20	0.439	0.406 - 0.451	121	0.429	<0.002 - 0.495	7.000	
Thallium (mg/L)	20	0.0002	<0.0002	121	<0.0002	<0.0002		
Tin (mg/L)	20	0.0005	<0.0005	121	0.0005	<0.0005 - 0.0010		
Titanium (mg/L)	20	0.0005	<0.0005	121	0.0005	<0.0005 - 0.0006		
Total Hardness (mg/L CaCO3)	20	174.9	166.0 - 180.0	120	176.9	<2 - 211.0		
Vanadium (mg/L)	20	0.0005	<0.0005	121	0.0005	<0.0005		
Zinc (mg/L)	20	0.006	<0.005 - 0.014	121	0.005	<0.005 - 0.014	(5.000)	
Zirconium (mg/L)	20	0.001	<0.001 - 0.002	121	0.001	<0.001 - 0.002		

2.2.8 Castledowns Reservoir

October 2025

Parameter (Units)	#	Mean	Range	# (YTD)	YTD Mean	YTD Range	MAC (AO or OG)	EPCOR Target
Physical								
Colour (TCU)	1	<0.5	<0.5	5	1.0	<0.5 - 1.8	(15.0)	10.0
Conductivity (µS/cm)	1	375.0	375.0	5	406.8	375.0 - 437.0		
pH	3	8	8	21	8	8		7 - 8
Turbidity (NTU)	5	0.16	0.13 - 0.18	43	0.10	<0.04 - 0.18	(3.00)	1.00
Primary Organics								
Benzene (µg/L)	1	<0.5	<0.5	5	0.6	<0.5 - 1.0	5.0	
Carbon Tetrachloride (µg/L)	1	<0.5	<0.5	5	0.6	<0.5 - 1.0	2.0	
Chlorobenzene (µg/L)	1	<0.5	<0.5	5	0.6	<0.5 - 1.0		
Dichlorobenzene (1,2) (µg/L)	1	<0.5	<0.5	5	0.6	<0.5 - 1.0		
Dichlorobenzene (1,4) (µg/L)	1	<0.5	<0.5	5	0.6	<0.5 - 1.0	5.0 (1.0)	
Dichloroethane (1,2) (µg/L)	1	<0.5	<0.5	5	0.6	<0.5 - 1.0	5.0	
Dichloroethylene (1,1) (µg/L)	1	<0.5	<0.5	5	0.6	<0.5 - 1.0	14.0	
Ethylbenzene (µg/L)	1	<0.5	<0.5	5	0.6	<0.5 - 1.0	140.0 (1.6)	
Methylene Chloride (Dichloromethane) (µg/L)	1	<0.5	<0.5	5	<1.00	<0.5 - <1.00	50.0	
Tetrachloroethylene (µg/L)	1	<0.5	<0.5	5	0.6	<0.5 - 1.0	10.0	
Toluene (µg/L)	1	<0.5	<0.5	5	0.6	<0.5 - 1.0	60.0 (24.0)	
Trichloroethylene (µg/L)	1	<0.5	<0.5	5	0.6	<0.5 - 1.0	5.0	
Trihalomethanes (µg/L)	1	24.7	24.7	5	30.8	7.6 - 58.6	100.0	50.0
Vinyl Chloride (µg/L)	1	<1.0	<1.0	5	1.10	<0.50 - 2.00	2.00	
Xylenes total (µg/L)	1	<1.0	<1.0	5	<1.0	<0.50 - <1.0	90.00 (20.00)	
Primary Inorganics								
Mercury (mg/L)				4	<0.0002	<0.0002	0.0010	
Antimony (mg/L)	1	<0.0005	<0.0005	5	<0.0005	<0.0005	0.0060	
Arsenic (mg/L)	1	<0.0002	<0.0002	5	<0.0002	<0.0002	0.0100	
Barium (mg/L)	1	0.056	0.056	5	0.063	0.055 - 0.069	2.000	
Boron (mg/L)	1	0.011	0.011	5	0.012	0.009 - 0.017	5.000	
Bromate Dissolved (mg/L)	1	<0.005	<0.005	5	<0.005	<0.005	0.010	
Cadmium (mg/L)	1	<0.00002	<0.00002	5	<0.00002	<0.00002	0.00700	
Chlorate Dissolved (mg/L)	1	0.13	0.13	5	0.13	0.10 - 0.17	1.00	
Chlorine total (mg/L)	5	1.85	1.83 - 1.87	43	1.75	1.40 - 2.10		1.00 - 2.40
Chlorite Dissolved (mg/L)	1	<0.005	<0.005	5	<0.005	<0.005	1.000	
Chromium (mg/L)	1	<0.0002	<0.0002	5	<0.0002	<0.0002	0.0500	
Fluoride (mg/L)	1	0.66	0.66	5	0.69	0.64 - 0.79	1.50	0.60 - 0.80
Lead (mg/L)	1	<0.0002	<0.0002	5	<0.0002	<0.0002	0.0050	
Mercury (µg/L)	1	0.0151	0.0151	1	0.0151	0.0151		
Nitrate (as N) dissolved (mg/L)	3	0.02	0.01 - 0.02	21	0.04	0.01 - 0.13	10.00	
Nitrite (as N) dissolved (mg/L)	3	0.01	0.01	21	0.01	<0.01 - 0.01	1.00	
Selenium (mg/L)	1	0.0002	0.0002	5	0.0002	0.0002 - 0.0003	0.0500	
Uranium (mg/L)	1	<0.0005	<0.0005	5	0.0005	<0.0005 - 0.0006	0.0200	

2.2.8 Castledowns Reservoir

October 2025

Parameter (Units)	#	Mean	Range	# (YTD)	YTD Mean	YTD Range	MAC (AO or OG)	EPCOR Target
Secondary Inorganics								
Alkalinity total (mg CaCO3/L)	1	119.0	119.0	5	116.6	109.0 - 128.0		
Aluminum (mg/L)	1	0.183	0.183	5	0.074	0.016 - 0.183	2.900 (0.100)	
Ammonia as NH3 (mg/L)	3	0.18	0.17 - 0.19	41	0.15	0.09 - 0.19		
Beryllium (mg/L)	1	<0.0002	<0.0002	5	<0.0002	<0.0002		
Bromide Dissolved (mg/L)	1	<0.03	<0.03	5	<0.03	<0.03		
Calcium (mg/L)	1	46.7	46.7	5	48.6	46.7 - 54.0		
Calcium Hardness (mg/L CaCO3)	1	117.0	117.0	5	121.6	117.0 - 135.0		
Chloride Dissolved (mg/L)	1	7.2	7.2	5	6.9	5.8 - 7.3	(250.0)	
Cobalt (mg/L)	1	<0.0002	<0.0002	5	<0.0002	<0.0002		
Copper (mg/L)	1	<0.002	<0.002	5	<0.002	<0.002	2.000 (1.000)	
Iron (mg/L)	1	<0.005	<0.005	5	<0.005	<0.005	(0.100)	
Lithium (mg/L)	1	0.0037	0.0037	5	0.0033	0.0028 - 0.0037		
Magnesium (mg/L)	1	14.1	14.1	5	14.5	13.6 - 16.7		
Manganese (mg/L)	1	<0.002	<0.002	5	<0.002	<0.002	0.120 (0.020)	
Molybdenum (mg/L)	1	0.0009	0.0009	5	0.0008	0.0007 - 0.0009		
Nickel (mg/L)	1	<0.0005	<0.0005	5	0.0005	<0.0005 - 0.0006		
Phosphate Ortho (as P) (mg/L as P)	5	0.92	0.84 - 0.94	43	0.91	0.80 - 0.96		
Phosphorus (mg/L)	1	1.00	1.00	5	0.99	0.97 - 1.01		
Potassium (mg/L)	1	0.7	0.7	5	1.0	0.7 - 1.5		
Silicon (mg/L)	1	1.79	1.79	5	2.16	1.79 - 2.46		
Silver (mg/L)	1	<0.00002	<0.00002	5	<0.00002	<0.00002		
Sodium (mg/L)	1	8.4	8.4	5	14.1	7.7 - 23.3	(200.0)	
Strontium (mg/L)	1	0.443	0.443	5	0.430	0.384 - 0.466	7.000	
Sulphate Dissolved (mg/L)	1	60.7	60.7	5	77.9	60.7 - 92.2	(500.0)	
Thallium (mg/L)	1	<0.0002	<0.0002	5	<0.0002	<0.0002		
Tin (mg/L)	1	<0.0005	<0.0005	5	<0.0005	<0.0005		
Titanium (mg/L)	1	<0.0005	<0.0005	5	<0.0005	<0.0005		
Total Hardness (mg/L CaCO3)	1	175.0	175.0	5	181.2	174.0 - 204.0		
Vanadium (mg/L)	1	<0.0005	<0.0005	5	<0.0005	<0.0005		
Zinc (mg/L)	1	<0.005	<0.005	5	<0.005	<0.005	(5.000)	
Zirconium (mg/L)	1	<0.001	<0.001	5	<0.001	<0.001		

2.2.8 Castledowns Reservoir

October 2025

Parameter (Units)	#	Mean	Range	# (YTD)	YTD Mean	YTD Range	MAC (AO or OG)	EPCOR Target
Secondary Organics								
Bromodichloromethane (µg/L)	1	1.5	1.5	5	1.2	0.8 - 1.5		
Bromoform (µg/L)	1	<0.5	<0.5	5	0.6	<0.5 - 1.0		
Chloroform (µg/L)	1	23.0	23.0	5	29.5	6.8 - 57.1		
Dibromochloromethane (µg/L)	1	<0.5	<0.5	5	0.6	<0.5 - 1.0		
Dichlorobenzene (1,3) (µg/L)	1	<0.5	<0.5	5	0.6	<0.5 - 1.0		
Dichloroethylene cis (1,2) (µg/L)	1	<0.5	<0.5	5	0.6	<0.5 - 1.0		
Dichloroethylene trans (1,2) (µg/L)	1	<0.5	<0.5	5	0.6	<0.5 - 1.0		
Dichloropropane (1,2) (µg/L)	1	<0.5	<0.5	5	0.6	<0.5 - 1.0		
Methyl Isobutyl Ketone (MIBK) (µg/L)	1	<1.0	<1.0	5	<20	<1.0 - <20		
Methyl t-Butyl Ether (MTBE) (µg/L)	1	<0.5	<0.5	5	0.6	<0.5 - 1.0	(15.0)	
Styrene (µg/L)	1	<0.5	<0.5	5	0.6	<0.5 - 1.0		
Tetrachloroethane (1,1,2,2) (µg/L)	1	<0.5	<0.5	5	0.6	<0.5 - 1.0		
Total Organic Carbon (mg/L)	3	1.1	1.1 - 1.2	20	1.8	1.0 - 2.8		
Total Volatile Organics (Non THM) (µg/L)	1	<1.0	<1.0	4	1.3	<1.0 - 1.9		
Trichlorobenzene (1,2,4) (µg/L)	1	<0.5	<0.5	5	0.6	<0.5 - 1.0		
Trichloroethane (1,1,1) (µg/L)	1	<0.5	<0.5	5	0.6	<0.5 - 1.0		
Xylene (1,2) (µg/L)	1	<0.5	<0.5	5	0.56	<0.30 - 1.00		
Xylene (1,4) (µg/L)	1	<0.5	<0.5	5	0.58	<0.40 - 1.00		

2.2.9 Clareview Reservoir

October 2025

Parameter (Units)	#	Mean	Range	# (YTD)	YTD Mean	YTD Range	MAC (AO or OG)	EPCOR Target
Physical								
Colour (TCU)				5	1.1	0.8 - 1.4	(15.0)	10.0
Conductivity (µS/cm)				5	384.0	354.0 - 419.0		
pH	3	8	8	21	8	8		7 - 8
Turbidity (NTU)	5	0.14	0.11 - 0.16	43	0.15	0.08 - 0.97	(3.00)	1.00
Primary Inorganics								
Antimony (mg/L)				5	<0.0005	<0.0005	0.0060	
Arsenic (mg/L)				5	<0.0002	<0.0002	0.0100	
Barium (mg/L)				5	0.062	0.055 - 0.067	2.000	
Boron (mg/L)				5	0.012	0.008 - 0.023	5.000	
Bromate Dissolved (mg/L)				5	<0.005	<0.003 - <0.005	0.010	
Cadmium (mg/L)				5	<0.00002	<0.00002	0.00700	
Chlorate Dissolved (mg/L)				5	0.24	0.1 - 0.32	1.00	
Chlorine total (mg/L)	5	1.56	1.45 - 1.65	43	1.73	1.45 - 2.05		1.00 - 2.40
Chlorite Dissolved (mg/L)				5	<0.2	<0.005 - <0.2	1.000	
Chromium (mg/L)				5	<0.0002	<0.0002	0.0500	
Fluoride (mg/L)				6	0.69	0.65 - 0.73	1.50	0.60 - 0.80
Lead (mg/L)				5	<0.0002	<0.0002	0.0050	
Mercury (µg/L)				1	<0.0050	<0.0050	1.0000	
Mercury (mg/L)				4	<0.0002	<0.0002	0.0010	
Nitrate (as N) dissolved (mg/L)	3	0.02	0.02	21	0.04	0.02 - 0.17	10.00	
Nitrite (as N) dissolved (mg/L)	3	0.01	0.01	21	0.01	<0.01 - 0.01	1.00	
Selenium (mg/L)				5	0.0002	0.0002 - 0.0003	0.0500	
Uranium (mg/L)				5	0.0005	<0.0005 - 0.0005	0.0200	
Primary Organics								
Benzene (µg/L)				5	<0.5	<0.5	5.0	
Carbon Tetrachloride (µg/L)				5	<0.5	<0.5	2.0	
Chlorobenzene (µg/L)				5	<0.5	<0.5		
Dichlorobenzene (1,2) (µg/L)				5	<0.5	<0.5		
Dichlorobenzene (1,4) (µg/L)				5	<0.5	<0.5	5.0 (1.0)	
Dichloroethane (1,2) (µg/L)				5	<0.5	<0.5	5.0	
Dichloroethylene (1,1) (µg/L)				5	<0.5	<0.5	14.0	
Ethylbenzene (µg/L)				5	<0.5	<0.5	140.0 (1.6)	
Methylene Chloride (Dichloromethane) (µg/L)				5	<0.5	<0.5	50.0	
Tetrachloroethylene (µg/L)				5	<0.5	<0.5	10.0	
Toluene (µg/L)				5	<0.5	<0.5	60.0 (24.0)	
Trichloroethylene (µg/L)				5	<0.5	<0.5	5.0	
Trihalomethanes (µg/L)				5	26.2	11.3 - 40.1	100.0	50.0
Vinyl Chloride (µg/L)				5	<1.0	<1.0	2.0	
Xylenes total (µg/L)				5	<1.0	<1.0	90.0 (20.0)	

2.2.9 Clareview Reservoir

October 2025

Parameter (Units)	#	Mean	Range	# (YTD)	YTD Mean	YTD Range	MAC (AO or OG)	EPCOR Target
Secondary Inorganics								
Alkalinity total (mg CaCO3/L)				5	113.4	109.0 - 123.0		
Aluminum (mg/L)				5	0.053	0.032 - 0.076	2.900 (0.100)	
Ammonia as NH3 (mg/L)	3	0.23	0.19 - 0.29	41	0.17	0.10 - 0.29		
Beryllium (mg/L)				5	<0.0002	<0.0002		
Bromide Dissolved (mg/L)				5	<0.05	<0.03 - <0.05		
Calcium (mg/L)				5	46.8	46.2 - 47.4		
Calcium Hardness (mg/L CaCO3)				5	116.8	115.0 - 118.0		
Chloride Dissolved (mg/L)				5	7.45	5.14 - 12.00	(250.00)	
Cobalt (mg/L)				5	<0.0002	<0.0002		
Copper (mg/L)				5	<0.002	<0.002	2.000 (1.000)	
Iron (mg/L)				5	0.014	0.010 - 0.016	(0.100)	
Lithium (mg/L)				5	0.0035	0.0030 - 0.0040		
Magnesium (mg/L)				5	14.2	13.6 - 14.8		
Manganese (mg/L)				5	<0.002	<0.002	0.120 (0.020)	
Molybdenum (mg/L)				5	0.0008	0.0006 - 0.0011		
Nickel (mg/L)				5	0.0005	<0.0005 - 0.0006		
Phosphate Ortho (as P) (mg/L as P)	5	0.90	0.86 - 0.92	43	0.89	0.86 - 0.92		
Phosphorus (mg/L)				5	0.96	0.93 - 1.03		
Potassium (mg/L)				5	1.1	0.7 - 2.2		
Silicon (mg/L)				5	2.14	1.86 - 2.42		
Silver (mg/L)				5	<0.00002	<0.00002		
Sodium (mg/L)				5	12.3	6.5 - 18.4	(200.0)	
Strontium (mg/L)				5	0.429	0.391 - 0.479	7.000	
Sulphate Dissolved (mg/L)				5	72.7	60.8 - 83.0	(500.0)	
Thallium (mg/L)				5	<0.0002	<0.0002		
Tin (mg/L)				5	<0.0005	<0.0005		
Titanium (mg/L)				5	<0.0005	<0.0005		
Total Hardness (mg/L CaCO3)				5	175.2	174.0 - 178.0		
Vanadium (mg/L)				5	<0.0005	<0.0005		
Zinc (mg/L)				5	<0.005	<0.005	(5.000)	
Zirconium (mg/L)				5	<0.001	<0.001		

2.2.9 Clareview Reservoir

October 2025

Parameter (Units)	#	Mean	Range	# (YTD)	YTD Mean	YTD Range	MAC (AO or OG)	EPCOR Target
Secondary Organics								
Bromodichloromethane (µg/L)				5	1.3	0.9 - 1.6		
Bromoform (µg/L)				5	<0.5	<0.5		
Chloroform (µg/L)				5	24.8	9.6 - 38.6		
Dibromochloromethane (µg/L)				5	<0.5	<0.5		
Dichlorobenzene (1,3) (µg/L)				5	<0.5	<0.5		
Dichloroethylene cis (1,2) (µg/L)				5	<0.5	<0.5		
Dichloroethylene trans (1,2) (µg/L)				5	<0.5	<0.5		
Dichloropropane (1,2) (µg/L)				5	<0.5	<0.5		
Methyl Isobutyl Ketone (MIBK) (µg/L)				5	<1.0	<1.0		
Methyl t-Butyl Ether (MTBE) (µg/L)				5	<0.5	<0.5	(15.0)	
Styrene (µg/L)				5	<0.5	<0.5		
Tetrachloroethane (1,1,2,2) (µg/L)				5	<0.5	<0.5		
Total Organic Carbon (mg/L)	3	1.3	1.2 - 1.4	20	1.7	1.0 - 2.4		
Total Volatile Organics (Non THM) (µg/L)				5	1.4	<1.0 - 2.5		
Trichlorobenzene (1,2,4) (µg/L)				5	<0.5	<0.5		
Trichloroethane (1,1,1) (µg/L)				5	<0.5	<0.5		
Xylene (1,2) (µg/L)				5	<0.5	<0.5		
Xylene (1,4) (µg/L)				5	<0.5	<0.5		

2.2.10 Discovery Park Reservoir

October 2025

Parameter (Units)	#	Mean	Range	# (YTD)	YTD Mean	YTD Range	MAC (AO or OG)	EPCOR Target
Physical								
Colour (TCU)				5	0.8	0.5 - 1.1	(15.0)	10.0
Conductivity (µS/cm)				5	392.8	371.0 - 419.0		
pH	3	8	8	20	8	8		7 - 8
Turbidity (NTU)	5	0.16	0.11 - 0.20	43	0.19	0.07 - 0.65	(3.00)	1.00
Primary Inorganics								
Antimony (mg/L)				5	<0.0005	<0.0005	0.0060	
Arsenic (mg/L)				5	<0.0002	<0.0002	0.0100	
Barium (mg/L)				5	0.062	0.056 - 0.067	2.000	
Boron (mg/L)				5	0.010	0.008 - 0.012	5.000	
Bromate Dissolved (mg/L)				5	<0.005	<0.003 - <0.005	0.010	
Cadmium (mg/L)				5	<0.00002	<0.00002	0.00700	
Chlorate Dissolved (mg/L)				5	0.12	<0.1 - 0.14	1.00	
Chlorine total (mg/L)	5	1.50	1.37 - 1.55	43	1.36	1.00 - 1.87		1.00 - 2.40
Chlorite Dissolved (mg/L)				5	<0.2	<0.005 - <0.2	1.000	
Chromium (mg/L)				5	<0.0002	<0.0002	0.0500	
Cyanide (mg/L)	1	<0.002	<0.002	1	<0.002	<0.002		
Fluoride (mg/L)				6	0.67	0.62 - 0.69	1.50	0.60 - 0.80
Lead (mg/L)				5	<0.0002	<0.0002	0.0050	
Mercury (µg/L)	1	<0.0050	<0.0050	2	<0.0050	<0.0050		
Mercury (mg/L)				4	<0.0002	<0.0002	0.0010	
Nitrate (as N) dissolved (mg/L)	3	0.03	0.02 - 0.03	21	0.04	0.02 - 0.11	10.00	
Nitrite (as N) dissolved (mg/L)	3	0.01	0.01	21	0.01	<0.01 - 0.01	1.00	
Selenium (mg/L)				5	0.0003	0.0002 - 0.0003	0.0500	
Uranium (mg/L)				5	0.0005	<0.0005 - 0.0005	0.0200	
Primary Organics								
Benzene (µg/L)				5	0.6	<0.5 - 1.0	5.0	
Benzo(a)pyrene (µg/L)	1	<0.005	<0.005	1	<0.005	<0.005		
Carbon Tetrachloride (µg/L)				5	0.6	<0.5 - 1.0	2.0	
Chlorobenzene (µg/L)				5	0.6	<0.5 - 1.0		
Dichlorobenzene (1,2) (µg/L)				5	0.6	<0.5 - 1.0		
Dichlorobenzene (1,4) (µg/L)				5	0.6	<0.5 - 1.0	5.0 (1.0)	
Dichloroethane (1,2) (µg/L)				5	0.6	<0.5 - 1.0	5.0	
Dichloroethylene (1,1) (µg/L)				5	0.6	<0.5 - 1.0	14.0	
Ethylbenzene (µg/L)				5	0.6	<0.5 - 1.0	140.0 (1.6)	
Haloacetic acids total (HAA5) (µg/L)	1	16.0	16.0	2	18.2	16.0 - 20.4		
Methylene Chloride (Dichloromethane) (µg/L)				5	0.6	<0.5 - 1.0	50.0	
Microcystin total (µg/L)	1	<0.15	<0.15	1	<0.15	<0.15		
Nitrilotriacetic acid (NTA) (mg/L)	1	<0.4	<0.4	1	<0.4	<0.4		
Nitrosodimethylamine, N- [NDMA] (µg/L)	1	0.00392	0.00392	2	0.00304	0.00216 - 0.00392		
Tetrachloroethylene (µg/L)				5	0.6	<0.5 - 1.0	10.0	
Toluene (µg/L)				5	0.6	<0.5 - 1.0	60.0 (24.0)	
Trichloroethylene (µg/L)				5	0.6	<0.5 - 1.0	5.0	
Trihalomethanes (µg/L)				5	23.3	12.6 - 36.2	100.0	50.0
Vinyl Chloride (µg/L)				5	1.2	<1.0 - 2.0	2.0	
Xylenes total (µg/L)				5	<1.0	<1.0	90.0 (20.0)	

2.2.10 Discovery Park Reservoir

October 2025

Parameter (Units)	#	Mean	Range	# (YTD)	YTD Mean	YTD Range	MAC (AO or OG)	EPCOR Target
Primary Organics								
2,4-D (µg/L)	1	<0.050	<0.050	1	<0.050	<0.050		
2-methyl-4-chlorophenoxyacetic acid (MCPA) (µg/L)	1	<0.050	<0.050	1	<0.050	<0.050		
Atrazine + metabolites (µg/L)	1	<0.10	<0.10	1	<0.10	<0.10		
Bromoxynil (µg/L)	1	<0.050	<0.050	1	<0.050	<0.050		
Carbaryl (µg/L)	1	<0.050	<0.050	1	<0.050	<0.050		
Chlorpyrifos (µg/L)	1	<0.10	<0.10	1	<0.10	<0.10		
Cyanazine (µg/L)	1	<0.100	<0.100	1	<0.100	<0.100		
Diazinon (µg/L)	1	<0.0250	<0.0250	1	<0.0250	<0.0250		
Dicamba (µg/L)	1	<0.10	<0.10	1	<0.10	<0.10		
Dichlorophenol (2,4) (µg/L)	1	<0.20	<0.20	1	<0.20	<0.20		
Diclofop-methyl (µg/L)	1	<0.100	<0.100	1	<0.100	<0.100		
Dimethoate (µg/L)	1	<0.050	<0.050	1	<0.050	<0.050		
Diquat (µg/L)	1	<1.0	<1.0	1	<1.0	<1.0		
Diuron (µg/L)	1	<0.050	<0.050	1	<0.050	<0.050		
Glyphosate (µg/L)	1	<1.00	<1.00	1	<1.00	<1.00		
Malathion (µg/L)	1	<0.0250	<0.0250	1	<0.0250	<0.0250		
Metolachlor (µg/L)	1	<0.0250	<0.0250	1	<0.0250	<0.0250		
Metribuzin (µg/L)	1	<0.100	<0.100	1	<0.100	<0.100		
Omethoate (as dimethoate) (µg/L)	1	<0.16	<0.16	1	<0.16	<0.16		
Pentachlorophenol (µg/L)	1	<0.50	<0.50	1	<0.50	<0.50		
Perfluorooctanesulfonic acid (PFOS) (ng/L)	1	<2.0	<2.0	1	<2.0	<2.0		
Perfluorooctanoic Acid (PFOA) (ng/L)	1	<2.0	<2.0	1	<2.0	<2.0		
Phorate (µg/L)	1	<0.250	<0.250	1	<0.250	<0.250		
Picloram (µg/L)	1	<0.10	<0.10	1	<0.10	<0.10		
Simazine (µg/L)	1	<0.100	<0.100	1	<0.100	<0.100		
Terbufos (µg/L)	1	<0.50	<0.50	1	<0.50	<0.50		
Tetrachlorophenol (2,3,4,6) (µg/L)	1	<0.50	<0.50	1	<0.50	<0.50		
Total PFAS (ng/L)	1	<12.0	<12.0	1	<12.0	<12.0		
Trichlorophenol (2,4,6) (µg/L)	1	<0.20	<0.20	1	<0.20	<0.20		
Trifluralin (µg/L)	1	<0.10	<0.10	1	<0.10	<0.10		

2.2.10 Discovery Park Reservoir

October 2025

Parameter (Units)	#	Mean	Range	# (YTD)	YTD Mean	YTD Range	MAC (AO or OG)	EPCOR Target
Secondary Inorganics								
Alkalinity total (mg CaCO3/L)				5	113.8	110.0 - 118.0		
Aluminum (mg/L)				5	0.091	0.066 - 0.168	2.900 (0.100)	
Ammonia as NH3 (mg/L)	3	0.23	0.22 - 0.23	41	0.18	0.12 - 0.25		
Beryllium (mg/L)				5	<0.0002	<0.0002		
Bromide Dissolved (mg/L)				5	<0.05	<0.03 - <0.05		
Calcium (mg/L)				5	47.2	46.2 - 48.6		
Calcium Hardness (mg/L CaCO3)				5	117.6	115.0 - 121.0		
Chloride Dissolved (mg/L)				5	6.70	5.70 - 7.59	(250.00)	
Cobalt (mg/L)				5	<0.0002	<0.0002		
Copper (mg/L)				5	<0.002	<0.002	2.000 (1.000)	
Iron (mg/L)				5	0.007	0.005 - 0.008	(0.100)	
Lithium (mg/L)				5	0.0032	0.0030 - 0.0038		
Magnesium (mg/L)				5	14.5	13.9 - 15.0		
Manganese (mg/L)				5	<0.002	<0.002	0.120 (0.020)	
Molybdenum (mg/L)				5	0.0007	0.0006 - 0.0008		
Nickel (mg/L)				5	0.0005	<0.0005 - 0.0005		
Phosphate Ortho (as P) (mg/L as P)	5	0.92	0.88 - 0.94	43	0.91	0.47 - 0.98		
Phosphorus (mg/L)				5	1.00	0.95 - 1.08		
Potassium (mg/L)				5	0.9	0.7 - 1.0		
Silicon (mg/L)				5	2.05	1.78 - 2.41		
Silver (mg/L)				5	<0.00002	<0.00002		
Sodium (mg/L)				5	11.9	6.7 - 17.1	(200.0)	
Strontium (mg/L)				5	0.437	0.392 - 0.480	7.000	
Sulphate Dissolved (mg/L)				5	72.1	61.7 - 83.3	(500.0)	
Sulphide (mg/L)	1	<0.0015	<0.0015	1	<0.0015	<0.0015		
Thallium (mg/L)				5	<0.0002	<0.0002		
Tin (mg/L)				5	<0.0005	<0.0005		
Titanium (mg/L)				5	<0.0005	<0.0005		
Total Hardness (mg/L CaCO3)				5	177.8	174.0 - 181.0		
Vanadium (mg/L)				5	<0.0005	<0.0005		
Zinc (mg/L)				5	<0.005	<0.005	(5.000)	
Zirconium (mg/L)				5	<0.001	<0.001		

2.2.10 Discovery Park Reservoir

October 2025

Parameter (Units)	#	Mean	Range	# (YTD)	YTD Mean	YTD Range	MAC (AO or OG)	EPCOR Target
Secondary Organics								
Bromodichloromethane (µg/L)				5	1.1	0.8 - 1.3		
Bromoform (µg/L)				5	0.6	<0.5 - 1.0		
Chloroform (µg/L)				5	22.1	11.4 - 34.8		
Dibromoacetic acid (µg/L)	1	<1.00	<1.00	2	<1.00	<1.00		
Dibromochloromethane (µg/L)				5	0.6	<0.5 - 1.0		
Dichloroacetic acid (µg/L)	1	8.75	8.75	2	9.63	8.75 - 10.50		
Dichlorobenzene (1,3) (µg/L)				5	0.6	<0.5 - 1.0		
Dichloroethylene cis (1,2) (µg/L)				5	0.6	<0.5 - 1.0		
Dichloroethylene trans (1,2) (µg/L)				5	0.6	<0.5 - 1.0		
Dichloropropane (1,2) (µg/L)				5	0.6	<0.5 - 1.0		
Methoxychlor (µg/L)	1	<0.0080	<0.0080	1	<0.0080	<0.0080		
Methyl Isobutyl Ketone (MIBK) (µg/L)				5	1.2	<1.0 - 2.0		
Methyl t-Butyl Ether (MTBE) (µg/L)				5	0.6	<0.5 - 1.0	(15.0)	
Monobromoacetic acid (µg/L)	1	<1.00	<1.00	2	<1.00	<1.00		
Monochloroacetic acid (µg/L)	1	<1.00	<1.00	2	<1.00	<1.00		
Styrene (µg/L)				5	0.6	<0.5 - 1.0		
Tetrachloroethane (1,1,2,2) (µg/L)				5	0.6	<0.5 - 1.0		
Total Organic Carbon (mg/L)	3	1.3	1.2 - 1.4	20	1.7	0.9 - 2.3		
Total Volatile Organics (Non THM) (µg/L)				5	1.6	<1.0 - 2.9		
Trichloroacetic acid (µg/L)	1	7.28	7.28	2	8.61	7.28 - 9.94		
Trichlorobenzene (1,2,4) (µg/L)				5	0.6	<0.5 - 1.0		
Trichloroethane (1,1,1) (µg/L)				5	0.6	<0.5 - 1.0		
Xylene (1,2) (µg/L)				5	0.6	<0.5 - 1.0		
Xylene (1,4) (µg/L)				5	0.6	<0.5 - 1.0		

2.2.11 Kaskitayo Reservoir

October 2025

Parameter (Units)	#	Mean	Range	# (YTD)	YTD Mean	YTD Range	MAC (AO or OG)	EPCOR Target
Physical								
Colour (TCU)				5	1.1	<0.5 - 1.6	(15.0)	10.0
Conductivity (µS/cm)				5	392.2	353.0 - 416.0		
pH	3	8	8	20	8	8		7 - 8
Turbidity (NTU)	5	0.16	0.09 - 0.21	43	0.12	0.04 - 0.37	(3.00)	1.00
Primary Inorganics								
Antimony (mg/L)				5	<0.0005	<0.0005	0.0060	
Arsenic (mg/L)				5	<0.0002	<0.0002	0.0100	
Barium (mg/L)				5	0.062	0.057 - 0.068	2.000	
Boron (mg/L)				5	0.013	0.008 - 0.026	5.000	
Bromate Dissolved (mg/L)				5	<0.005	<0.003 - <0.005	0.010	
Cadmium (mg/L)				5	<0.00002	<0.00002	0.00700	
Chlorate Dissolved (mg/L)				5	0.11	<0.1 - 0.13	1.00	
Chlorine total (mg/L)	5	2.01	1.95 - 2.07	43	1.91	1.62 - 2.10		1.00 - 2.40
Chlorite Dissolved (mg/L)				5	<0.2	<0.005 - <0.2	1.000	
Chromium (mg/L)				5	<0.0002	<0.0002	0.0500	
Fluoride (mg/L)				6	0.67	0.65 - 0.70	1.50	0.60 - 0.80
Lead (mg/L)				5	<0.0002	<0.0002	0.0050	
Mercury (µg/L)				1	<0.0050	<0.0050		
Mercury (mg/L)				4	<0.0002	<0.0002	0.0010	
Nitrate (as N) dissolved (mg/L)	3	0.02	0.01 - 0.02	21	0.03	0.01 - 0.14	10.00	
Nitrite (as N) dissolved (mg/L)	3	0.01	0.01	21	0.01	<0.01 - 0.01	1.00	
Selenium (mg/L)				5	0.0003	0.0002 - 0.0003	0.0500	
Uranium (mg/L)				5	0.0005	<0.0005 - 0.0005	0.0200	
Primary Organics								
Benzene (µg/L)				5	0.6	<0.5 - 1.0	5.0	
Carbon Tetrachloride (µg/L)				5	0.6	<0.5 - 1.0	2.0	
Chlorobenzene (µg/L)				5	0.6	<0.5 - 1.0		
Dichlorobenzene (1,2) (µg/L)				5	0.6	<0.5 - 1.0		
Dichlorobenzene (1,4) (µg/L)				5	0.6	<0.5 - 1.0	5.0 (1.0)	
Dichloroethane (1,2) (µg/L)				5	0.6	<0.5 - 1.0	5.0	
Dichloroethylene (1,1) (µg/L)				5	0.6	<0.5 - 1.0	14.0	
Ethylbenzene (µg/L)				5	0.6	<0.5 - 1.0	140.0 (1.6)	
Methylene Chloride (Dichloromethane) (µg/L)				5	0.6	<0.5 - 1.0	50.0	
Tetrachloroethylene (µg/L)				5	0.6	<0.5 - 1.0	10.0	
Toluene (µg/L)				5	0.6	<0.5 - 1.0	60.0 (24.0)	
Trichloroethylene (µg/L)				5	0.6	<0.5 - 1.0	5.0	
Trihalomethanes (µg/L)				5	23.8	7.7 - 45.7	100.0	50.0
Vinyl Chloride (µg/L)				5	1.2	<1.0 - 2.0	2.0	
Xylenes total (µg/L)				5	<1.0	<1.0	90.0 (20.0)	

2.2.11 Kaskitayo Reservoir

October 2025

Parameter (Units)	#	Mean	Range	# (YTD)	YTD Mean	YTD Range	MAC (AO or OG)	EPCOR Target
Secondary Inorganics								
Alkalinity total (mg CaCO3/L)				5	113.4	108.0 - 116.0		
Aluminum (mg/L)				5	0.057	0.028 - 0.094	2.900 (0.100)	
Ammonia as NH3 (mg/L)	3	0.17	0.16 - 0.18	41	0.13	0.07 - 0.20		
Beryllium (mg/L)				5	<0.0002	<0.0002		
Bromide Dissolved (mg/L)				4	<0.03	<0.03		
Calcium (mg/L)				5	47.0	45.9 - 48.0		
Calcium Hardness (mg/L CaCO3)				5	117.4	115.0 - 120.0		
Chloride Dissolved (mg/L)				5	7.47	5.43 - 9.06	(250.00)	
Cobalt (mg/L)				5	<0.0002	<0.0002		
Copper (mg/L)				5	<0.002	<0.002	2.000 (1.000)	
Iron (mg/L)				5	<0.005	<0.005	(0.100)	
Lithium (mg/L)				5	0.0033	0.0031 - 0.0035		
Magnesium (mg/L)				5	14.3	13.9 - 14.9		
Manganese (mg/L)				5	<0.002	<0.002	0.120 (0.020)	
Molybdenum (mg/L)				5	0.0007	0.0006 - 0.0009		
Nickel (mg/L)				5	0.0005	<0.0005 - 0.0006		
Phosphate Ortho (as P) (mg/L as P)	5	0.90	0.84 - 0.96	43	0.92	0.47 - 0.98		
Phosphorus (mg/L)				5	0.99	0.97 - 1.04		
Potassium (mg/L)				5	1.0	0.7 - 1.8		
Silicon (mg/L)				5	2.06	1.86 - 2.21		
Silver (mg/L)				5	<0.00002	<0.00002		
Sodium (mg/L)				5	13.2	6.6 - 16.5	(200.0)	
Strontium (mg/L)				5	0.434	0.389 - 0.483	7.000	
Sulphate Dissolved (mg/L)				5	72.6	61.0 - 79.2	(500.0)	
Thallium (mg/L)				5	<0.0002	<0.0002		
Tin (mg/L)				5	<0.0005	<0.0005		
Titanium (mg/L)				5	<0.0005	<0.0005		
Total Hardness (mg/L CaCO3)				5	176.4	172.0 - 181.0		
Vanadium (mg/L)				5	<0.0005	<0.0005		
Zinc (mg/L)				5	<0.005	<0.005	(5.000)	
Zirconium (mg/L)				5	<0.001	<0.001		

2.2.11 Kaskitayo Reservoir

October 2025

Parameter (Units)	#	Mean	Range	# (YTD)	YTD Mean	YTD Range	MAC (AO or OG)	EPCOR Target
Secondary Organics								
Bromodichloromethane (µg/L)				5	1.1	0.8 - 1.5		
Bromoform (µg/L)				5	0.6	<0.5 - 1.0		
Chloroform (µg/L)				5	22.5	6.7 - 43.9		
Dibromochloromethane (µg/L)				5	0.6	<0.5 - 1.0		
Dichlorobenzene (1,3) (µg/L)				5	0.6	<0.5 - 1.0		
Dichloroethylene cis (1,2) (µg/L)				5	0.6	<0.5 - 1.0		
Dichloroethylene trans (1,2) (µg/L)				5	0.6	<0.5 - 1.0		
Dichloropropane (1,2) (µg/L)				5	0.6	<0.5 - 1.0		
Methyl Isobutyl Ketone (MIBK) (µg/L)				5	1.2	<1.0 - 2.0		
Methyl t-Butyl Ether (MTBE) (µg/L)				5	0.6	<0.5 - 1.0	(15.0)	
Styrene (µg/L)				5	0.6	<0.5 - 1.0		
Tetrachloroethane (1,1,2,2) (µg/L)				5	0.6	<0.5 - 1.0		
Total Organic Carbon (mg/L)	3	1.2	1.1 - 1.3	20	1.7	0.9 - 2.3		
Total Volatile Organics (Non THM) (µg/L)				5	1.6	<1.0 - 2.8		
Trichlorobenzene (1,2,4) (µg/L)				5	0.6	<0.5 - 1.0		
Trichloroethane (1,1,1) (µg/L)				5	0.6	<0.5 - 1.0		
Xylene (1,2) (µg/L)				5	0.6	<0.5 - 1.0		
Xylene (1,4) (µg/L)				5	0.6	<0.5 - 1.0		

2.2.12 Londonderry Reservoir

October 2025

Parameter (Units)	#	Mean	Range	# (YTD)	YTD Mean	YTD Range	MAC (AO or OG)	EPCOR Target
Physical								
Colour (TCU)	1	<0.5	<0.5	5	1.2	<0.5 - 2.5	(15.0)	10.0
Conductivity (µS/cm)	1	372.0	372.0	5	396.6	372.0 - 412.0		
pH	3	8	8	21	8	8		7 - 8
Turbidity (NTU)	5	0.13	0.08 - 0.22	43	0.13	0.05 - 1.08	(3.00)	1.00
Primary Inorganics								
Antimony (mg/L)	1	<0.0005	<0.0005	5	<0.0005	<0.0005	0.0060	
Arsenic (mg/L)	1	<0.0002	<0.0002	5	0.0002	<0.0002 - 0.0002	0.0100	
Barium (mg/L)	1	0.056	0.056	5	0.062	0.052 - 0.070	2.000	
Boron (mg/L)	1	0.011	0.011	5	0.011	0.009 - 0.012	5.000	
Bromate Dissolved (mg/L)	1	<0.005	<0.005	5	<0.005	<0.005	0.010	
Cadmium (mg/L)	1	<0.00002	<0.00002	5	<0.00002	<0.00002	0.00700	
Chlorate Dissolved (mg/L)	1	0.31	0.31	5	0.26	0.20 - 0.31	1.00	
Chlorine total (mg/L)	5	1.85	1.81 - 1.88	43	1.82	1.45 - 2.04		1.00 - 2.40
Chlorite Dissolved (mg/L)	1	<0.005	<0.005	5	<0.005	<0.005	1.000	
Chromium (mg/L)	1	<0.0002	<0.0002	5	<0.0002	<0.0002	0.0500	
Fluoride (mg/L)	1	0.68	0.68	5	0.72	0.68 - 0.80	1.50	0.60 - 0.80
Lead (mg/L)	1	<0.0002	<0.0002	5	<0.0002	<0.0002	0.0050	
Mercury (µg/L)	1	<0.0050	<0.0050	1	<0.0050	<0.0050		
Mercury (mg/L)				4	<0.0002	<0.0002	0.0010	
Nitrate (as N) dissolved (mg/L)	3	0.02	0.01 - 0.02	21	0.04	0.01 - 0.12	10.00	
Nitrite (as N) dissolved (mg/L)	3	0.01	0.01	21	0.01	<0.01 - 0.01	1.00	
Selenium (mg/L)	1	0.0002	0.0002	5	0.0002	0.0002 - 0.0003	0.0500	
Uranium (mg/L)	1	<0.0005	<0.0005	5	0.0005	<0.0005 - 0.0006	0.0200	
Primary Organics								
Benzene (µg/L)	1	<0.5	<0.5	5	0.6	<0.5 - 1.0	5.0	
Carbon Tetrachloride (µg/L)	1	<0.5	<0.5	5	0.6	<0.5 - 1.0	2.0	
Chlorobenzene (µg/L)	1	<0.5	<0.5	5	0.6	<0.5 - 1.0		
Dichlorobenzene (1,2) (µg/L)	1	<0.5	<0.5	5	0.6	<0.5 - 1.0		
Dichlorobenzene (1,4) (µg/L)	1	<0.5	<0.5	5	0.6	<0.5 - 1.0	5.0 (1.0)	
Dichloroethane (1,2) (µg/L)	1	<0.5	<0.5	5	0.6	<0.5 - 1.0	5.0	
Dichloroethylene (1,1) (µg/L)	1	<0.5	<0.5	5	0.6	<0.5 - 1.0	14.0	
Ethylbenzene (µg/L)	1	<0.5	<0.5	5	0.6	<0.5 - 1.0	140.0 (1.6)	
Methylene Chloride (Dichloromethane) (µg/L)	1	<0.5	<0.5	5	<1.00	<0.5 - <1.00	50.0	
Tetrachloroethylene (µg/L)	1	<0.5	<0.5	5	0.6	<0.5 - 1.0	10.0	
Toluene (µg/L)	1	<0.5	<0.5	5	0.6	<0.5 - 1.0	60.0 (24.0)	
Trichloroethylene (µg/L)	1	<0.5	<0.5	5	0.6	<0.5 - 1.0	5.0	
Trihalomethanes (µg/L)	1	15.1	15.1	5	28.0	10.1 - 52.8	100.0	50.0
Vinyl Chloride (µg/L)	1	<1.0	<1.0	5	1.10	<0.50 - 2.00	2.00	
Xylenes total (µg/L)	1	<1.0	<1.0	5	<1.0	<0.50 - <1.0	90.00 (20.00)	

2.2.12 Londonderry Reservoir

October 2025

Parameter (Units)	#	Mean	Range	# (YTD)	YTD Mean	YTD Range	MAC (AO or OG)	EPCOR Target
Secondary Inorganics								
Alkalinity total (mg CaCO3/L)	1	110.0	110.0	5	112.8	107.0 - 130.0		
Aluminum (mg/L)	1	0.055	0.055	5	0.064	0.017 - 0.112	2.900 (0.100)	
Ammonia as NH3 (mg/L)	3	0.18	0.17 - 0.19	41	0.15	0.11 - 0.21		
Beryllium (mg/L)	1	<0.0002	<0.0002	5	<0.0002	<0.0002		
Bromide Dissolved (mg/L)	1	<0.03	<0.03	5	<0.03	<0.03		
Calcium (mg/L)	1	47.4	47.4	5	48.2	45.9 - 53.3		
Calcium Hardness (mg/L CaCO3)	1	118.0	118.0	5	120.4	115.0 - 133.0		
Chloride Dissolved (mg/L)	1	4.9	4.9	5	6.3	4.9 - 8.7	(250.0)	
Cobalt (mg/L)	1	<0.0002	<0.0002	5	<0.0002	<0.0002		
Copper (mg/L)	1	<0.002	<0.002	5	<0.002	<0.002	2.000 (1.000)	
Iron (mg/L)	1	<0.005	<0.005	5	0.010	<0.005 - 0.030	(0.100)	
Lithium (mg/L)	1	0.0039	0.0039	5	0.0036	0.0033 - 0.0039		
Magnesium (mg/L)	1	14.3	14.3	5	14.6	14.0 - 16.7		
Manganese (mg/L)	1	<0.002	<0.002	5	<0.002	<0.002	0.120 (0.020)	
Molybdenum (mg/L)	1	0.0008	0.0008	5	0.0007	0.0007 - 0.0008		
Nickel (mg/L)	1	<0.0005	<0.0005	5	0.0005	<0.0005 - 0.0007		
Phosphate Ortho (as P) (mg/L as P)	5	0.92	0.88 - 0.94	43	0.92	0.86 - 1.04		
Phosphorus (mg/L)	1	0.98	0.98	5	0.98	0.96 - 1.00		
Potassium (mg/L)	1	0.7	0.7	5	1.0	0.7 - 1.4		
Silicon (mg/L)	1	1.76	1.76	5	2.17	1.76 - 2.49		
Silver (mg/L)	1	<0.00002	<0.00002	5	<0.00002	<0.00002		
Sodium (mg/L)	1	7.0	7.0	5	11.9	7.0 - 19.0	(200.0)	
Strontium (mg/L)	1	0.440	0.440	5	0.425	0.382 - 0.463	7.000	
Sulphate Dissolved (mg/L)	1	67.7	67.7	5	75.8	67.7 - 86.6	(500.0)	
Thallium (mg/L)	1	<0.0002	<0.0002	5	<0.0002	<0.0002		
Tin (mg/L)	1	<0.0005	<0.0005	5	<0.0005	<0.0005		
Titanium (mg/L)	1	<0.0005	<0.0005	5	<0.0005	<0.0005		
Total Hardness (mg/L CaCO3)	1	177.0	177.0	5	180.6	172.0 - 202.0		
Vanadium (mg/L)	1	<0.0005	<0.0005	5	<0.0005	<0.0005		
Zinc (mg/L)	1	<0.005	<0.005	5	<0.005	<0.005	(5.000)	
Zirconium (mg/L)	1	<0.001	<0.001	5	<0.001	<0.001		

2.2.12 Londonderry Reservoir

October 2025

Parameter (Units)	#	Mean	Range	# (YTD)	YTD Mean	YTD Range	MAC (AO or OG)	EPCOR Target
Secondary Organics								
Bromodichloromethane (µg/L)	1	1.6	1.6	5	1.3	0.8 - 1.7		
Bromoform (µg/L)	1	<0.5	<0.5	5	0.6	<0.5 - 1.0		
Chloroform (µg/L)	1	13.4	13.4	5	26.6	9.2 - 51.2		
Dibromochloromethane (µg/L)	1	<0.5	<0.5	5	0.6	<0.5 - 1.0		
Dichlorobenzene (1,3) (µg/L)	1	<0.5	<0.5	5	0.6	<0.5 - 1.0		
Dichloroethylene cis (1,2) (µg/L)	1	<0.5	<0.5	5	0.6	<0.5 - 1.0		
Dichloroethylene trans (1,2) (µg/L)	1	<0.5	<0.5	5	0.6	<0.5 - 1.0		
Dichloropropane (1,2) (µg/L)	1	<0.5	<0.5	5	0.6	<0.5 - 1.0		
Methyl Isobutyl Ketone (MIBK) (µg/L)	1	<1.0	<1.0	5	<20	<1.0 - <20		
Methyl t-Butyl Ether (MTBE) (µg/L)	1	<0.5	<0.5	5	0.6	<0.5 - 1.0	(15.0)	
Styrene (µg/L)	1	<0.5	<0.5	5	0.6	<0.5 - 1.0		
Tetrachloroethane (1,1,2,2) (µg/L)	1	<0.5	<0.5	5	0.6	<0.5 - 1.0		
Total Organic Carbon (mg/L)	3	1.2	1.1 - 1.3	20	1.8	1.1 - 2.9		
Total Volatile Organics (Non THM) (µg/L)	1	<1.0	<1.0	4	1.2	<1.0 - 1.6		
Trichlorobenzene (1,2,4) (µg/L)	1	<0.5	<0.5	5	0.6	<0.5 - 1.0		
Trichloroethane (1,1,1) (µg/L)	1	<0.5	<0.5	5	0.6	<0.5 - 1.0		
Xylene (1,2) (µg/L)	1	<0.5	<0.5	5	0.56	<0.30 - 1.00		
Xylene (1,4) (µg/L)	1	<0.5	<0.5	5	0.58	<0.40 - 1.00		

2.2.13 Millwoods Reservoir

October 2025

Parameter (Units)	#	Mean	Range	# (YTD)	YTD Mean	YTD Range	MAC (AO or OG)	EPCOR Target
Physical								
Colour (TCU)	1	1.6	1.6	5	1.1	0.6 - 1.6	(15.0)	10.0
Conductivity (µS/cm)	1	375.0	375.0	5	403.8	375.0 - 433.0		
pH	3	8	8	20	8	8		7 - 8
Turbidity (NTU)	5	0.14	0.08 - 0.18	43	0.11	0.05 - 0.46	(3.00)	1.00
Primary Inorganics								
Antimony (mg/L)	1	<0.0005	<0.0005	5	<0.0005	<0.0005	0.0060	
Arsenic (mg/L)	1	<0.0002	<0.0002	5	<0.0002	<0.0002	0.0100	
Barium (mg/L)	1	0.057	0.057	5	0.062	0.051 - 0.070	2.000	
Boron (mg/L)	1	0.011	0.011	5	0.010	0.009 - 0.012	5.000	
Bromate Dissolved (mg/L)	1	<0.005	<0.005	5	<0.005	<0.005	0.010	
Cadmium (mg/L)	1	<0.00002	<0.00002	5	<0.00002	<0.00002	0.00700	
Chlorate Dissolved (mg/L)	1	0.18	0.18	5	0.17	0.12 - 0.23	1.00	
Chlorine total (mg/L)	5	1.97	1.93 - 2.03	43	1.91	1.68 - 2.10		1.00 - 2.40
Chlorite Dissolved (mg/L)	1	<0.005	<0.005	5	<0.005	<0.005	1.000	
Chromium (mg/L)	1	<0.0002	<0.0002	5	<0.0002	<0.0002	0.0500	
Fluoride (mg/L)	1	0.66	0.66	5	0.67	0.62 - 0.70	1.50	0.60 - 0.80
Lead (mg/L)	1	<0.0002	<0.0002	5	<0.0002	<0.0002	0.0050	
Mercury (µg/L)	1	<0.0050	<0.0050	1	<0.0050	<0.0050	1.0000	
Mercury (mg/L)				4	<0.0002	<0.0002	0.0010	
Nitrate (as N) dissolved (mg/L)	3	0.01	0.01 - 0.02	21	0.03	0.01 - 0.11	10.00	
Nitrite (as N) dissolved (mg/L)	3	0.01	0.01	21	0.01	<0.01 - 0.01	1.00	
Selenium (mg/L)	1	0.0002	0.0002	5	0.0002	0.0002 - 0.0003	0.0500	
Uranium (mg/L)	1	<0.0005	<0.0005	5	0.0005	<0.0005 - 0.0006	0.0200	
Primary Organics								
Benzene (µg/L)	1	<0.5	<0.5	6	0.6	<0.5 - 1.0	5.0	
Carbon Tetrachloride (µg/L)	1	<0.5	<0.5	6	0.6	<0.5 - 1.0	2.0	
Chlorobenzene (µg/L)	1	<0.5	<0.5	6	0.6	<0.5 - 1.0		
Dichlorobenzene (1,2) (µg/L)	1	<0.5	<0.5	6	0.6	<0.5 - 1.0	200.0 (3.0)	
Dichlorobenzene (1,4) (µg/L)	1	<0.5	<0.5	6	0.6	<0.5 - 1.0	5.0 (1.0)	
Dichloroethane (1,2) (µg/L)	1	<0.5	<0.5	6	0.6	<0.5 - 1.0	5.0	
Dichloroethylene (1,1) (µg/L)	1	<0.5	<0.5	6	0.6	<0.5 - 1.0	14.0	
Ethylbenzene (µg/L)	1	<0.5	<0.5	6	0.6	<0.5 - 1.0	140.0 (1.6)	
Methylene Chloride (Dichloromethane) (µg/L)	1	<0.5	<0.5	6	<1.00	<0.5 - <1.00	50.0	
Tetrachloroethylene (µg/L)	1	<0.5	<0.5	6	0.6	<0.5 - 1.0	10.0	
Toluene (µg/L)	1	<0.5	<0.5	6	0.6	<0.5 - 1.0	60.0 (24.0)	
Trichloroethylene (µg/L)	1	<0.5	<0.5	6	0.6	<0.5 - 1.0	5.0	
Trihalomethanes (µg/L)	1	21.0	21.0	6	25.8	<1.0 - 63.7	100.0	50.0
Vinyl Chloride (µg/L)	1	<1.0	<1.0	6	1.08	<0.50 - 2.00	2.00	
Xylenes total (µg/L)	1	<1.0	<1.0	6	<1.0	<0.50 - <1.0	90.00 (20.00)	

2.2.13 Millwoods Reservoir

October 2025

Parameter (Units)	#	Mean	Range	# (YTD)	YTD Mean	YTD Range	MAC (AO or OG)	EPCOR Target
Secondary Inorganics								
Alkalinity total (mg CaCO3/L)	1	118.0	118.0	5	116.4	107.0 - 130.0		
Aluminum (mg/L)	1	0.156	0.156	5	0.068	0.020 - 0.156	2.900 (0.100)	
Ammonia as NH3 (mg/L)	3	0.17	0.17 - 0.18	40	0.13	0.08 - 0.18		
Beryllium (mg/L)	1	<0.0002	<0.0002	5	<0.0002	<0.0002		
Bromide Dissolved (mg/L)	1	<0.03	<0.03	5	<0.03	<0.03		
Calcium (mg/L)	1	47.5	47.5	5	48.9	46.9 - 53.5		
Calcium Hardness (mg/L CaCO3)	1	119.0	119.0	5	122.2	117.0 - 134.0		
Chloride Dissolved (mg/L)	1	6.5	6.5	5	6.5	5.5 - 6.9	(250.0)	
Cobalt (mg/L)	1	<0.0002	<0.0002	5	<0.0002	<0.0002		
Copper (mg/L)	1	<0.002	<0.002	5	<0.002	<0.002	2.000 (1.000)	
Iron (mg/L)	1	<0.005	<0.005	5	<0.005	<0.005	(0.100)	
Lithium (mg/L)	1	0.0039	0.0039	5	0.0034	0.0029 - 0.0039		
Magnesium (mg/L)	1	14.4	14.4	5	14.8	14.2 - 16.6		
Manganese (mg/L)	1	<0.002	<0.002	5	<0.002	<0.002	0.120 (0.020)	
Molybdenum (mg/L)	1	0.0008	0.0008	5	0.0007	0.0006 - 0.0008		
Nickel (mg/L)	1	<0.0005	<0.0005	5	0.0005	<0.0005 - 0.0006		
Phosphate Ortho (as P) (mg/L as P)	5	0.89	0.84 - 0.94	42	0.91	0.47 - 0.98		
Phosphorus (mg/L)	1	1.00	1.00	5	0.98	0.96 - 1.00		
Potassium (mg/L)	1	0.7	0.7	5	0.9	0.7 - 1.2		
Silicon (mg/L)	1	1.79	1.79	5	2.13	1.79 - 2.46		
Silver (mg/L)	1	<0.00002	<0.00002	5	<0.00002	<0.00002		
Sodium (mg/L)	1	8.0	8.0	5	12.7	7.6 - 20.6	(200.0)	
Strontium (mg/L)	1	0.445	0.445	5	0.434	0.381 - 0.468	7.000	
Sulphate Dissolved (mg/L)	1	62.3	62.3	5	76.0	62.3 - 89.3	(500.0)	
Thallium (mg/L)	1	<0.0002	<0.0002	5	<0.0002	<0.0002		
Tin (mg/L)	1	<0.0005	<0.0005	5	<0.0005	<0.0005		
Titanium (mg/L)	1	<0.0005	<0.0005	5	<0.0005	<0.0005		
Total Hardness (mg/L CaCO3)	1	178.0	178.0	5	183.0	176.0 - 202.0		
Vanadium (mg/L)	1	<0.0005	<0.0005	5	<0.0005	<0.0005		
Zinc (mg/L)	1	<0.005	<0.005	5	<0.005	<0.005	(5.000)	
Zirconium (mg/L)	1	<0.001	<0.001	5	<0.001	<0.001		

2.2.13 Millwoods Reservoir

October 2025

Parameter (Units)	#	Mean	Range	# (YTD)	YTD Mean	YTD Range	MAC (AO or OG)	EPCOR Target
Secondary Organics								
Bromodichloromethane (µg/L)	1	1.7	1.7	6	1.2	<0.5 - 1.9		
Bromoform (µg/L)	1	<0.5	<0.5	6	0.6	<0.5 - 1.0		
Chloroform (µg/L)	1	19.1	19.1	6	24.5	<0.5 - 61.8	(40.0)	
Dibromochloromethane (µg/L)	1	<0.5	<0.5	6	0.6	<0.5 - 1.0		
Dichlorobenzene (1,3) (µg/L)	1	<0.5	<0.5	6	0.6	<0.5 - 1.0		
Dichloroethylene cis (1,2) (µg/L)	1	<0.5	<0.5	6	0.6	<0.5 - 1.0		
Dichloroethylene trans (1,2) (µg/L)	1	<0.5	<0.5	6	0.6	<0.5 - 1.0		
Dichloropropane (1,2) (µg/L)	1	<0.5	<0.5	6	0.6	<0.5 - 1.0		
Methyl Isobutyl Ketone (MIBK) (µg/L)	1	<1.0	<1.0	6	<20	<1.0 - <20		
Methyl t-Butyl Ether (MTBE) (µg/L)	1	<0.5	<0.5	6	0.6	<0.5 - 1.0	100.0 (15.0)	50.0
Styrene (µg/L)	1	<0.5	<0.5	6	0.6	<0.5 - 1.0		
Tetrachloroethane (1,1,2,2) (µg/L)	1	<0.5	<0.5	6	0.6	<0.5 - 1.0		
Total Organic Carbon (mg/L)	3	1.2	1.1 - 1.3	20	1.8	1.1 - 2.8		
Total Volatile Organics (Non THM) (µg/L)	1	<1.0	<1.0	5	1.3	<1.0 - 2.3		
Trichlorobenzene (1,2,4) (µg/L)	1	<0.5	<0.5	6	0.6	<0.5 - 1.0		
Trichloroethane (1,1,1) (µg/L)	1	<0.5	<0.5	6	0.6	<0.5 - 1.0		
Xylene (1,2) (µg/L)	1	<0.5	<0.5	6	0.55	<0.30 - 1.00		
Xylene (1,4) (µg/L)	1	<0.5	<0.5	6	0.57	<0.40 - 1.00		

2.2.14 North Jasper Place Reservoir

October 2025

Parameter (Units)	#	Mean	Range	# (YTD)	YTD Mean	YTD Range	MAC (AO or OG)	EPCOR Target
Physical								
Colour (TCU)				5	1.0	0.5 - 1.5	(15.0)	10.0
Conductivity (µS/cm)				5	396.4	378.0 - 419.0		
pH	3	8	8	20	8	8		7 - 8
Turbidity (NTU)	5	0.17	0.14 - 0.20	42	0.10	0.06 - 0.23	(3.00)	1.00
Primary Inorganics								
Antimony (mg/L)				5	<0.0005	<0.0005	0.0060	
Arsenic (mg/L)				5	<0.0002	<0.0002	0.0100	
Barium (mg/L)				5	0.063	0.057 - 0.067	2.000	
Boron (mg/L)				5	0.013	0.008 - 0.023	5.000	
Bromate Dissolved (mg/L)				5	<0.005	<0.003 - <0.005	0.010	
Cadmium (mg/L)				5	<0.00002	<0.00002	0.00700	
Chlorate Dissolved (mg/L)				5	0.11	<0.1 - 0.12	1.00	
Chlorine total (mg/L)	5	1.42	1.32 - 1.47	42	1.56	1.17 - 2.18		1.00 - 2.40
Chlorite Dissolved (mg/L)				5	<0.2	<0.005 - <0.2	1.000	
Chromium (mg/L)				5	<0.0002	<0.0002	0.0500	
Fluoride (mg/L)				6	0.66	0.62 - 0.69	1.50	0.60 - 0.80
Lead (mg/L)				5	<0.0002	<0.0002	0.0050	
Mercury (µg/L)				1	<0.0050	<0.0050	1.0000	
Mercury (mg/L)				4	<0.0002	<0.0002	0.0010	
Nitrate (as N) dissolved (mg/L)	3	0.02	0.02 - 0.03	20	0.04	0.02 - 0.13	10.00	
Nitrite (as N) dissolved (mg/L)	3	0.01	<0.01	20	0.01	<0.01 - 0.01	1.00	
Selenium (mg/L)				5	0.0003	0.0002 - 0.0003	0.0500	
Uranium (mg/L)				5	0.0005	<0.0005 - 0.0005	0.0200	
Primary Organics								
Benzene (µg/L)				5	0.6	<0.5 - 1.0	5.0	
Carbon Tetrachloride (µg/L)				5	0.6	<0.5 - 1.0	2.0	
Chlorobenzene (µg/L)				5	0.6	<0.5 - 1.0		
Dichlorobenzene (1,2) (µg/L)				5	0.6	<0.5 - 1.0		
Dichlorobenzene (1,4) (µg/L)				5	0.6	<0.5 - 1.0	5.0 (1.0)	
Dichloroethane (1,2) (µg/L)				5	0.6	<0.5 - 1.0	5.0	
Dichloroethylene (1,1) (µg/L)				5	0.6	<0.5 - 1.0	14.0	
Ethylbenzene (µg/L)				5	0.6	<0.5 - 1.0	140.0 (1.6)	
Methylene Chloride (Dichloromethane) (µg/L)				5	0.6	<0.5 - 1.0	50.0	
Tetrachloroethylene (µg/L)				5	0.6	<0.5 - 1.0	10.0	
Toluene (µg/L)				5	0.6	<0.5 - 1.0	60.0 (24.0)	
Trichloroethylene (µg/L)				5	0.6	<0.5 - 1.0	5.0	
Trihalomethanes (µg/L)				5	25.7	11.0 - 44.9	100.0	50.0
Vinyl Chloride (µg/L)				5	1.2	<1.0 - 2.0	2.0	
Xylenes total (µg/L)				5	<1.0	<1.0	90.0 (20.0)	

2.2.14 North Jasper Place Reservoir

October 2025

Parameter (Units)	#	Mean	Range	# (YTD)	YTD Mean	YTD Range	MAC (AO or OG)	EPCOR Target
Secondary Inorganics								
Alkalinity total (mg CaCO3/L)				5	114.2	107.0 - 120.0		
Aluminum (mg/L)				5	0.049	0.025 - 0.095	2.900 (0.100)	
Ammonia as NH3 (mg/L)	3	0.25	0.22 - 0.29	40	0.17	0.10 - 0.29		
Beryllium (mg/L)				5	<0.0002	<0.0002		
Bromide Dissolved (mg/L)				5	<0.05	<0.03 - <0.05		
Calcium (mg/L)				5	47.5	45.9 - 49.0		
Calcium Hardness (mg/L CaCO3)				5	118.6	115.0 - 122.0		
Chloride Dissolved (mg/L)				5	7.22	5.65 - 8.43	(250.00)	
Cobalt (mg/L)				5	<0.0002	<0.0002		
Copper (mg/L)				5	<0.002	<0.002	2.000 (1.000)	
Iron (mg/L)				5	0.005	<0.005 - 0.007	(0.100)	
Lithium (mg/L)				5	0.0032	0.0029 - 0.0037		
Magnesium (mg/L)				5	14.3	13.5 - 15.2		
Manganese (mg/L)				5	<0.002	<0.002	0.120 (0.020)	
Molybdenum (mg/L)				5	0.0007	0.0006 - 0.0009		
Nickel (mg/L)				5	0.0005	<0.0005 - 0.0005		
Phosphate Ortho (as P) (mg/L as P)	5	0.89	0.82 - 0.94	42	0.91	0.82 - 0.96		
Phosphorus (mg/L)				5	0.98	0.94 - 1.08		
Potassium (mg/L)				5	1.0	0.7 - 1.5		
Silicon (mg/L)				5	2.11	1.73 - 2.42		
Silver (mg/L)				5	<0.00002	<0.00002		
Sodium (mg/L)				5	13.6	6.6 - 18.9	(200.0)	
Strontium (mg/L)				5	0.428	0.398 - 0.467	7.000	
Sulphate Dissolved (mg/L)				5	75.5	61.5 - 87.7	(500.0)	
Thallium (mg/L)				5	<0.0002	<0.0002		
Tin (mg/L)				5	<0.0005	<0.0005		
Titanium (mg/L)				5	<0.0005	<0.0005		
Total Hardness (mg/L CaCO3)				5	177.4	172.0 - 185.0		
Vanadium (mg/L)				5	<0.0005	<0.0005		
Zinc (mg/L)				5	<0.005	<0.005	(5.000)	
Zirconium (mg/L)				5	<0.001	<0.001		

2.2.14 North Jasper Place Reservoir

October 2025

Parameter (Units)	#	Mean	Range	# (YTD)	YTD Mean	YTD Range	MAC (AO or OG)	EPCOR Target
Secondary Organics								
Bromodichloromethane (µg/L)				5	1.2	0.8 - 1.6		
Bromoform (µg/L)				5	0.6	<0.5 - 1.0		
Chloroform (µg/L)				5	24.3	10.1 - 43.1		
Dibromochloromethane (µg/L)				5	0.6	<0.5 - 1.0		
Dichlorobenzene (1,3) (µg/L)				5	0.6	<0.5 - 1.0		
Dichloroethylene cis (1,2) (µg/L)				5	0.6	<0.5 - 1.0		
Dichloroethylene trans (1,2) (µg/L)				5	0.6	<0.5 - 1.0		
Dichloropropane (1,2) (µg/L)				5	0.6	<0.5 - 1.0		
Methyl Isobutyl Ketone (MIBK) (µg/L)				5	1.2	<1.0 - 2.0		
Methyl t-Butyl Ether (MTBE) (µg/L)				5	0.6	<0.5 - 1.0	(15.0)	
Styrene (µg/L)				5	0.6	<0.5 - 1.0		
Tetrachloroethane (1,1,2,2) (µg/L)				5	0.6	<0.5 - 1.0		
Total Organic Carbon (mg/L)	3	1.2	1.2 - 1.3	19	1.7	1.0 - 2.4		
Total Volatile Organics (Non THM) (µg/L)				5	1.7	<1.0 - 3.3		
Trichlorobenzene (1,2,4) (µg/L)				5	0.6	<0.5 - 1.0		
Trichloroethane (1,1,1) (µg/L)				5	0.6	<0.5 - 1.0		
Xylene (1,2) (µg/L)				5	0.6	<0.5 - 1.0		
Xylene (1,4) (µg/L)				5	0.6	<0.5 - 1.0		

2.2.15 Ormsby Reservoir

October 2025

Parameter (Units)	#	Mean	Range	# (YTD)	YTD Mean	YTD Range	MAC (AO or OG)	EPCOR Target
Physical								
Colour (TCU)	1	1.3	1.3	5	1.1	0.7 - 1.3	(15.0)	10.0
Conductivity (µS/cm)	1	376.0	376.0	5	409.8	376.0 - 442.0		
pH	3	8	8	20	8	8		7 - 8
Turbidity (NTU)	5	0.14	0.08 - 0.17	43	0.09	<0.04 - 0.19	(3.00)	1.00
Primary Inorganics								
Antimony (mg/L)	1	<0.0005	<0.0005	5	<0.0005	<0.0005	0.0060	
Arsenic (mg/L)	1	<0.0002	<0.0002	5	<0.0002	<0.0002	0.0100	
Barium (mg/L)	1	0.057	0.057	5	0.063	0.053 - 0.070	2.000	
Boron (mg/L)	1	0.012	0.012	5	0.012	0.009 - 0.015	5.000	
Bromate Dissolved (mg/L)	1	<0.005	<0.005	5	<0.005	<0.005	0.010	
Cadmium (mg/L)	1	<0.00002	<0.00002	5	<0.00002	<0.00002	0.00700	
Chlorate Dissolved (mg/L)	1	0.12	0.12	5	0.13	0.10 - 0.16	1.00	
Chlorine total (mg/L)	5	1.92	1.86 - 2.03	43	1.84	1.49 - 2.11		1.00 - 2.40
Chlorite Dissolved (mg/L)	1	<0.005	<0.005	5	<0.005	<0.005	1.000	
Chromium (mg/L)	1	<0.0002	<0.0002	5	<0.0002	<0.0002	0.0500	
Fluoride (mg/L)	1	0.65	0.65	5	0.66	0.64 - 0.68	1.50	0.60 - 0.80
Lead (mg/L)	1	<0.0002	<0.0002	5	<0.0002	<0.0002	0.0050	
Mercury (µg/L)	1	<0.0050	<0.0050	1	<0.0050	<0.0050	1.0000	
Mercury (mg/L)				4	<0.0002	<0.0002	0.0010	
Nitrate (as N) dissolved (mg/L)	3	0.01	0.01 - 0.02	21	0.03	0.01 - 0.12	10.00	
Nitrite (as N) dissolved (mg/L)	3	0.01	0.01	21	0.01	<0.01 - 0.01	1.00	
Selenium (mg/L)	1	0.0002	0.0002	5	0.0002	0.0002 - 0.0003	0.0500	
Uranium (mg/L)	1	<0.0005	<0.0005	5	0.0005	<0.0005 - 0.0006	0.0200	
Primary Organics								
Benzene (µg/L)	1	<0.5	<0.5	5	0.6	<0.5 - 1.0	5.0	
Carbon Tetrachloride (µg/L)	1	<0.5	<0.5	5	0.6	<0.5 - 1.0	2.0	
Chlorobenzene (µg/L)	1	<0.5	<0.5	5	0.6	<0.5 - 1.0		
Dichlorobenzene (1,2) (µg/L)	1	<0.5	<0.5	5	0.6	<0.5 - 1.0	200.0 (3.0)	
Dichlorobenzene (1,4) (µg/L)	1	<0.5	<0.5	5	0.6	<0.5 - 1.0	5.0 (1.0)	
Dichloroethane (1,2) (µg/L)	1	<0.5	<0.5	5	0.6	<0.5 - 1.0	5.0	
Dichloroethylene (1,1) (µg/L)	1	<0.5	<0.5	5	0.6	<0.5 - 1.0	14.0	
Ethylbenzene (µg/L)	1	<0.5	<0.5	5	0.6	<0.5 - 1.0	140.0 (1.6)	
Methylene Chloride (Dichloromethane) (µg/L)	1	<0.5	<0.5	5	<1.00	<0.5 - <1.00	50.0	
Tetrachloroethylene (µg/L)	1	<0.5	<0.5	5	0.6	<0.5 - 1.0	10.0	
Toluene (µg/L)	1	<0.5	<0.5	5	0.6	<0.5 - 1.0	60.0 (24.0)	
Trichloroethylene (µg/L)	1	<0.5	<0.5	5	0.6	<0.5 - 1.0	5.0	
Trihalomethanes (µg/L)	1	23.9	23.9	5	29.2	7.2 - 54.5	100.0	50.0
Vinyl Chloride (µg/L)	1	<1.0	<1.0	5	1.10	<0.50 - 2.00	2.00	
Xylenes total (µg/L)	1	<1.0	<1.0	5	<1.0	<0.50 - <1.0	90.00 (20.00)	

2.2.15 Ormsby Reservoir

October 2025

Parameter (Units)	#	Mean	Range	# (YTD)	YTD Mean	YTD Range	MAC (AO or OG)	EPCOR Target
Secondary Inorganics								
Alkalinity total (mg CaCO3/L)	1	117.0	117.0	5	116.2	106.0 - 130.0		
Aluminum (mg/L)	1	0.180	0.180	5	0.073	0.020 - 0.180	2.900 (0.100)	
Ammonia as NH3 (mg/L)	3	0.17	0.17 - 0.18	41	0.14	0.08 - 0.19		
Beryllium (mg/L)	1	<0.0002	<0.0002	5	<0.0002	<0.0002		
Bromide Dissolved (mg/L)	1	<0.03	<0.03	5	<0.03	<0.03		
Calcium (mg/L)	1	46.8	46.8	5	48.3	46.4 - 52.6		
Calcium Hardness (mg/L CaCO3)	1	117.0	117.0	5	120.6	116.0 - 131.0		
Chloride Dissolved (mg/L)	1	7.3	7.3	5	6.9	5.7 - 7.3	(250.0)	
Cobalt (mg/L)	1	<0.0002	<0.0002	5	<0.0002	<0.0002		
Copper (mg/L)	1	<0.002	<0.002	5	<0.002	<0.002	2.000 (1.000)	
Iron (mg/L)	1	<0.005	<0.005	5	<0.005	<0.005	(0.100)	
Lithium (mg/L)	1	0.0039	0.0039	5	0.0033	0.0028 - 0.0039		
Magnesium (mg/L)	1	14.4	14.4	5	14.6	13.9 - 16.6		
Manganese (mg/L)	1	<0.002	<0.002	5	<0.002	<0.002	0.120 (0.020)	
Molybdenum (mg/L)	1	0.0009	0.0009	5	0.0007	0.0007 - 0.0009		
Nickel (mg/L)	1	<0.0005	<0.0005	5	0.0005	<0.0005 - 0.0006		
Phosphate Ortho (as P) (mg/L as P)	5	0.89	0.84 - 0.94	43	0.91	0.47 - 0.98		
Phosphorus (mg/L)	1	1.03	1.03	5	0.99	0.97 - 1.03		
Potassium (mg/L)	1	0.7	0.7	5	0.9	0.7 - 1.4		
Silicon (mg/L)	1	1.83	1.83	5	2.13	1.83 - 2.43		
Silver (mg/L)	1	<0.00002	<0.00002	5	<0.00002	<0.00002		
Sodium (mg/L)	1	8.9	8.9	5	14.0	7.7 - 22.7	(200.0)	
Strontium (mg/L)	1	0.443	0.443	5	0.432	0.381 - 0.473	7.000	
Sulphate Dissolved (mg/L)	1	61.8	61.8	5	77.4	61.8 - 92.6	(500.0)	
Thallium (mg/L)	1	<0.0002	<0.0002	5	<0.0002	<0.0002		
Tin (mg/L)	1	<0.0005	<0.0005	5	<0.0005	<0.0005		
Titanium (mg/L)	1	<0.0005	<0.0005	5	<0.0005	<0.0005		
Total Hardness (mg/L CaCO3)	1	176.0	176.0	5	181.2	174.0 - 200.0		
Vanadium (mg/L)	1	<0.0005	<0.0005	5	<0.0005	<0.0005		
Zinc (mg/L)	1	<0.005	<0.005	5	<0.005	<0.005	(5.000)	
Zirconium (mg/L)	1	<0.001	<0.001	5	<0.001	<0.001		

2.2.15 Ormsby Reservoir

October 2025

Parameter (Units)	#	Mean	Range	# (YTD)	YTD Mean	YTD Range	MAC (AO or OG)	EPCOR Target
Secondary Organics								
Bromodichloromethane (µg/L)	1	2.0	2.0	5	1.2	0.6 - 2.0		
Bromoform (µg/L)	1	<0.5	<0.5	5	0.6	<0.5 - 1.0		
Chloroform (µg/L)	1	21.9	21.9	5	27.8	6.5 - 53.0	(40.0)	
Dibromochloromethane (µg/L)	1	<0.5	<0.5	5	0.6	<0.5 - 1.0		
Dichlorobenzene (1,3) (µg/L)	1	<0.5	<0.5	5	0.6	<0.5 - 1.0		
Dichloroethylene cis (1,2) (µg/L)	1	<0.5	<0.5	5	0.6	<0.5 - 1.0		
Dichloroethylene trans (1,2) (µg/L)	1	<0.5	<0.5	5	0.6	<0.5 - 1.0		
Dichloropropane (1,2) (µg/L)	1	<0.5	<0.5	5	0.6	<0.5 - 1.0		
Methyl Isobutyl Ketone (MIBK) (µg/L)	1	<1.0	<1.0	5	<20	<1.0 - <20		
Methyl t-Butyl Ether (MTBE) (µg/L)	1	<0.5	<0.5	5	0.6	<0.5 - 1.0	100.0 (15.0)	50.0
Styrene (µg/L)	1	<0.5	<0.5	5	0.6	<0.5 - 1.0		
Tetrachloroethane (1,1,2,2) (µg/L)	1	<0.5	<0.5	5	0.6	<0.5 - 1.0		
Total Organic Carbon (mg/L)	3	1.2	1.1 - 1.3	20	1.7	1.0 - 2.7		
Total Volatile Organics (Non THM) (µg/L)	1	<1.0	<1.0	4	1.3	<1.0 - 1.9		
Trichlorobenzene (1,2,4) (µg/L)	1	<0.5	<0.5	5	0.6	<0.5 - 1.0		
Trichloroethane (1,1,1) (µg/L)	1	<0.5	<0.5	5	0.6	<0.5 - 1.0		
Xylene (1,2) (µg/L)	1	<0.5	<0.5	5	0.56	<0.30 - 1.00		
Xylene (1,4) (µg/L)	1	<0.5	<0.5	5	0.58	<0.40 - 1.00		

2.2.16 Papaschase Reservoir 1

October 2025

Parameter (Units)	#	Mean	Range	# (YTD)	YTD Mean	YTD Range	MAC (AO or OG)	EPCOR Target
Physical								
Colour (TCU)	1	1.1	1.1	5	0.9	0.6 - 1.1	(15.0)	10.0
Conductivity (µS/cm)	1	372.0	372.0	5	399.2	372.0 - 412.0		
pH	3	8	8	20	8	8		7 - 8
Turbidity (NTU)	5	0.17	0.14 - 0.24	43	0.16	0.07 - 0.36	(3.00)	1.00
Primary Inorganics								
Antimony (mg/L)	1	<0.0005	<0.0005	5	<0.0005	<0.0005	0.0060	
Arsenic (mg/L)	1	<0.0002	<0.0002	5	0.0002	<0.0002 - 0.0002	0.0100	
Barium (mg/L)	1	0.057	0.057	5	0.062	0.055 - 0.069	2.000	
Boron (mg/L)	1	0.012	0.012	5	0.012	0.009 - 0.016	5.000	
Bromate Dissolved (mg/L)	1	<0.005	<0.005	5	<0.005	<0.005	0.010	
Cadmium (mg/L)	1	<0.00002	<0.00002	5	<0.00002	<0.00002	0.00700	
Chlorate Dissolved (mg/L)	1	0.26	0.26	5	0.27	0.22 - 0.31	1.00	
Chlorine total (mg/L)	5	1.58	1.55 - 1.59	43	1.64	1.28 - 1.97		1.00 - 2.40
Chlorite Dissolved (mg/L)	1	<0.005	<0.005	5	<0.005	<0.005	1.000	
Chromium (mg/L)	1	<0.0002	<0.0002	5	<0.0002	<0.0002	0.0500	
Fluoride (mg/L)	1	0.67	0.67	5	0.70	0.67 - 0.75	1.50	0.60 - 0.80
Lead (mg/L)	1	<0.0002	<0.0002	5	<0.0002	<0.0002	0.0050	
Mercury (µg/L)	1	<0.0050	<0.0050	1	<0.0050	<0.0050		
Mercury (mg/L)				4	<0.0002	<0.0002	0.0010	
Nitrate (as N) dissolved (mg/L)	3	0.02	0.02	21	0.04	0.02 - 0.14	10.00	
Nitrite (as N) dissolved (mg/L)	3	0.01	0.01	21	0.01	<0.01 - 0.01	1.00	
Selenium (mg/L)	1	0.0002	0.0002	5	0.0002	0.0002 - 0.0003	0.0500	
Uranium (mg/L)	1	<0.0005	<0.0005	5	0.0005	<0.0005 - 0.0006	0.0200	
Primary Organics								
Benzene (µg/L)	1	<0.5	<0.5	6	0.6	<0.5 - 1.0	5.0	
Carbon Tetrachloride (µg/L)	1	<0.5	<0.5	6	0.6	<0.5 - 1.0	2.0	
Chlorobenzene (µg/L)	1	<0.5	<0.5	6	0.6	<0.5 - 1.0		
Dichlorobenzene (1,2) (µg/L)	1	<0.5	<0.5	6	0.6	<0.5 - 1.0	200.0 (3.0)	
Dichlorobenzene (1,4) (µg/L)	1	<0.5	<0.5	6	0.6	<0.5 - 1.0	5.0 (1.0)	
Dichloroethane (1,2) (µg/L)	1	<0.5	<0.5	6	0.6	<0.5 - 1.0	5.0	
Dichloroethylene (1,1) (µg/L)	1	<0.5	<0.5	6	0.6	<0.5 - 1.0	14.0	
Ethylbenzene (µg/L)	1	<0.5	<0.5	6	0.6	<0.5 - 1.0	140.0 (1.6)	
Methylene Chloride (Dichloromethane) (µg/L)	1	<0.5	<0.5	6	<1.00	<0.5 - <1.00	50.0	
Tetrachloroethylene (µg/L)	1	<0.5	<0.5	6	0.6	<0.5 - 1.0	10.0	
Toluene (µg/L)	1	<0.5	<0.5	6	0.6	<0.5 - 1.0	60.0 (24.0)	
Trichloroethylene (µg/L)	1	<0.5	<0.5	6	0.6	<0.5 - 1.0	5.0	
Trihalomethanes (µg/L)	1	20.7	20.7	6	24.5	<1.0 - 53.8	100.0	50.0
Vinyl Chloride (µg/L)	1	<1.0	<1.0	6	1.08	<0.50 - 2.00	2.00	
Xylenes total (µg/L)	1	<1.0	<1.0	6	<1.0	<0.50 - <1.0	90.00 (20.00)	

2.2.16 Papaschase Reservoir 1

October 2025

Parameter (Units)	#	Mean	Range	# (YTD)	YTD Mean	YTD Range	MAC (AO or OG)	EPCOR Target
Secondary Inorganics								
Alkalinity total (mg CaCO3/L)	1	109.0	109.0	5	112.0	105.0 - 130.0		
Aluminum (mg/L)	1	0.073	0.073	5	0.056	0.018 - 0.082	2.900 (0.100)	
Ammonia as NH3 (mg/L)	3	0.22	0.21 - 0.23	40	0.18	0.12 - 0.24		
Beryllium (mg/L)	1	<0.0002	<0.0002	5	<0.0002	<0.0002		
Bromide Dissolved (mg/L)	1	<0.03	<0.03	5	<0.03	<0.03		
Calcium (mg/L)	1	47.0	47.0	5	47.9	45.7 - 52.8		
Calcium Hardness (mg/L CaCO3)	1	117.0	117.0	5	119.6	114.0 - 132.0		
Chloride Dissolved (mg/L)	1	5.4	5.4	5	6.7	5.1 - 9.9	(250.0)	
Cobalt (mg/L)	1	<0.0002	<0.0002	5	<0.0002	<0.0002		
Copper (mg/L)	1	<0.002	<0.002	5	<0.002	<0.002	2.000 (1.000)	
Iron (mg/L)	1	0.015	0.015	5	0.016	0.010 - 0.025	(0.100)	
Lithium (mg/L)	1	0.0041	0.0041	5	0.0037	0.0033 - 0.0041		
Magnesium (mg/L)	1	14.3	14.3	5	14.4	13.6 - 16.3		
Manganese (mg/L)	1	<0.002	<0.002	5	<0.002	<0.002	0.120 (0.020)	
Molybdenum (mg/L)	1	0.0009	0.0009	5	0.0008	0.0006 - 0.0009		
Nickel (mg/L)	1	<0.0005	<0.0005	5	0.0005	<0.0005 - 0.0006		
Phosphate Ortho (as P) (mg/L as P)	5	0.90	0.84 - 0.94	42	0.89	0.45 - 0.94		
Phosphorus (mg/L)	1	0.98	0.98	5	0.96	0.94 - 0.98		
Potassium (mg/L)	1	0.7	0.7	5	1.0	0.7 - 1.7		
Silicon (mg/L)	1	1.87	1.87	5	2.20	1.87 - 2.54		
Silver (mg/L)	1	<0.00002	<0.00002	5	<0.00002	<0.00002		
Sodium (mg/L)	1	7.4	7.4	5	12.1	7.3 - 18.1	(200.0)	
Strontium (mg/L)	1	0.448	0.448	5	0.432	0.382 - 0.468	7.000	
Sulphate Dissolved (mg/L)	1	66.9	66.9	5	75.7	66.9 - 86.5	(500.0)	
Thallium (mg/L)	1	<0.0002	<0.0002	5	<0.0002	<0.0002		
Tin (mg/L)	1	<0.0005	<0.0005	5	<0.0005	<0.0005		
Titanium (mg/L)	1	<0.0005	<0.0005	5	<0.0005	<0.0005		
Total Hardness (mg/L CaCO3)	1	176.0	176.0	5	179.0	170.0 - 199.0		
Vanadium (mg/L)	1	<0.0005	<0.0005	5	<0.0005	<0.0005		
Zinc (mg/L)	1	<0.005	<0.005	5	<0.005	<0.005	(5.000)	
Zirconium (mg/L)	1	<0.001	<0.001	5	<0.001	<0.001		

2.2.16 Papaschase Reservoir 1

October 2025

Parameter (Units)	#	Mean	Range	# (YTD)	YTD Mean	YTD Range	MAC (AO or OG)	EPCOR Target
Secondary Organics								
Bromodichloromethane (µg/L)	1	1.8	1.8	6	1.2	<0.5 - 1.8		
Bromoform (µg/L)	1	<0.5	<0.5	6	0.6	<0.5 - 1.0		
Chloroform (µg/L)	1	18.7	18.7	6	23.2	<0.5 - 52.4	(40.0)	
Dibromochloromethane (µg/L)	1	<0.5	<0.5	6	0.6	<0.5 - 1.0		
Dichlorobenzene (1,3) (µg/L)	1	<0.5	<0.5	6	0.6	<0.5 - 1.0		
Dichloroethylene cis (1,2) (µg/L)	1	<0.5	<0.5	6	0.6	<0.5 - 1.0		
Dichloroethylene trans (1,2) (µg/L)	1	<0.5	<0.5	6	0.6	<0.5 - 1.0		
Dichloropropane (1,2) (µg/L)	1	<0.5	<0.5	6	0.6	<0.5 - 1.0		
Methyl Isobutyl Ketone (MIBK) (µg/L)	1	<1.0	<1.0	6	<20	<1.0 - <20		
Methyl t-Butyl Ether (MTBE) (µg/L)	1	<0.5	<0.5	6	0.6	<0.5 - 1.0	100.0 (15.0)	50.0
Styrene (µg/L)	1	<0.5	<0.5	6	0.6	<0.5 - 1.0		
Tetrachloroethane (1,1,2,2) (µg/L)	1	<0.5	<0.5	6	0.6	<0.5 - 1.0		
Total Organic Carbon (mg/L)	3	1.2	1.1 - 1.3	20	1.8	1.1 - 2.7		
Total Volatile Organics (Non THM) (µg/L)	1	<1.0	<1.0	5	1.2	<1.0 - 1.9		
Trichlorobenzene (1,2,4) (µg/L)	1	<0.5	<0.5	6	0.6	<0.5 - 1.0		
Trichloroethane (1,1,1) (µg/L)	1	<0.5	<0.5	6	0.6	<0.5 - 1.0		
Xylene (1,2) (µg/L)	1	<0.5	<0.5	6	0.55	<0.30 - 1.00		
Xylene (1,4) (µg/L)	1	<0.5	<0.5	6	0.57	<0.40 - 1.00		

2.2.17 Papaschase Reservoir 2

October 2025

Parameter (Units)	#	Mean	Range	# (YTD)	YTD Mean	YTD Range	MAC (AO or OG)	EPCOR Target
Physical								
Colour (TCU)				5	0.9	<0.5 - 1.4	(15.0)	10.0
Conductivity (µS/cm)				5	387.6	348.0 - 424.0		
pH	3	8	8	20	8	8		7 - 8
Turbidity (NTU)	6	2.45	0.09 - 14.00	44	0.44	0.06 - 14.00	(3.00)	1.00
Primary Inorganics								
Antimony (mg/L)				5	<0.0005	<0.0005	0.0060	
Arsenic (mg/L)				5	<0.0002	<0.0002	0.0100	
Barium (mg/L)				5	0.063	0.057 - 0.067	2.000	
Boron (mg/L)				5	0.012	0.008 - 0.023	5.000	
Bromate Dissolved (mg/L)				5	<0.005	<0.003 - <0.005	0.010	
Cadmium (mg/L)				5	<0.00002	<0.00002	0.00700	
Chlorate Dissolved (mg/L)				5	0.26	0.1 - 0.33	1.00	
Chlorine total (mg/L)	5	1.86	1.79 - 1.95	43	1.85	1.54 - 2.05		1.00 - 2.40
Chlorite Dissolved (mg/L)				5	<0.2	<0.005 - <0.2	1.000	
Chromium (mg/L)				5	<0.0002	<0.0002	0.0500	
Fluoride (mg/L)				6	0.70	0.66 - 0.72	1.50	0.60 - 0.80
Lead (mg/L)				5	<0.0002	<0.0002	0.0050	
Mercury (µg/L)				1	<0.0050	<0.0050		
Mercury (mg/L)				4	<0.0002	<0.0002	0.0010	
Nitrate (as N) dissolved (mg/L)	3	0.02	0.02	21	0.04	0.02 - 0.15	10.00	
Nitrite (as N) dissolved (mg/L)	3	0.01	0.01	21	0.01	<0.01 - 0.01	1.00	
Selenium (mg/L)				5	0.0003	0.0002 - 0.0003	0.0500	
Uranium (mg/L)				5	0.0005	<0.0005 - 0.0005	0.0200	
Primary Organics								
Benzene (µg/L)				5	0.6	<0.5 - 1.0	5.0	
Carbon Tetrachloride (µg/L)				5	0.6	<0.5 - 1.0	2.0	
Chlorobenzene (µg/L)				5	0.6	<0.5 - 1.0		
Dichlorobenzene (1,2) (µg/L)				5	0.6	<0.5 - 1.0		
Dichlorobenzene (1,4) (µg/L)				5	0.6	<0.5 - 1.0	5.0 (1.0)	
Dichloroethane (1,2) (µg/L)				5	0.6	<0.5 - 1.0	5.0	
Dichloroethylene (1,1) (µg/L)				5	0.6	<0.5 - 1.0	14.0	
Ethylbenzene (µg/L)				5	0.6	<0.5 - 1.0	140.0 (1.6)	
Methylene Chloride (Dichloromethane) (µg/L)				5	0.6	<0.5 - 1.0	50.0	
Tetrachloroethylene (µg/L)				5	0.6	<0.5 - 1.0	10.0	
Toluene (µg/L)				5	0.6	<0.5 - 1.0	60.0 (24.0)	
Trichloroethylene (µg/L)				5	0.6	<0.5 - 1.0	5.0	
Trihalomethanes (µg/L)				5	26.7	10.1 - 45.5	100.0	50.0
Vinyl Chloride (µg/L)				5	1.2	<1.0 - 2.0	2.0	
Xylenes total (µg/L)				5	<1.0	<1.0	90.0 (20.0)	

2.2.17 Papaschase Reservoir 2

October 2025

Parameter (Units)	#	Mean	Range	# (YTD)	YTD Mean	YTD Range	MAC (AO or OG)	EPCOR Target
Secondary Inorganics								
Alkalinity total (mg CaCO3/L)				5	112.4	107.0 - 118.0		
Aluminum (mg/L)				5	0.065	0.031 - 0.100	2.900 (0.100)	
Ammonia as NH3 (mg/L)	3	0.19	0.18 - 0.19	41	0.15	0.10 - 0.24		
Beryllium (mg/L)				5	<0.0002	<0.0002		
Bromide Dissolved (mg/L)				5	<0.05	<0.03 - <0.05		
Calcium (mg/L)				5	46.9	46.3 - 47.8		
Calcium Hardness (mg/L CaCO3)				5	117.2	116.0 - 119.0		
Chloride Dissolved (mg/L)				5	7.09	4.96 - 10.90	(250.00)	
Cobalt (mg/L)				5	<0.0002	<0.0002		
Copper (mg/L)				5	<0.002	<0.002	2.000 (1.000)	
Iron (mg/L)				5	<0.005	<0.005	(0.100)	
Lithium (mg/L)				5	0.0035	0.0030 - 0.0040		
Magnesium (mg/L)				5	14.4	13.9 - 14.9		
Manganese (mg/L)				5	<0.002	<0.002	0.120 (0.020)	
Molybdenum (mg/L)				5	0.0007	0.0006 - 0.0009		
Nickel (mg/L)				5	0.0005	<0.0005 - 0.0006		
Phosphate Ortho (as P) (mg/L as P)	5	1.17	0.88 - 2.25	43	0.92	0.45 - 2.25		
Phosphorus (mg/L)				5	0.96	0.93 - 1.04		
Potassium (mg/L)				5	1.0	0.7 - 1.9		
Silicon (mg/L)				5	2.11	1.89 - 2.37		
Silver (mg/L)				5	<0.00002	<0.00002		
Sodium (mg/L)				5	11.6	6.3 - 16.9	(200.0)	
Strontium (mg/L)				5	0.431	0.389 - 0.483	7.000	
Sulphate Dissolved (mg/L)				5	71.4	60.1 - 82.1	(500.0)	
Thallium (mg/L)				5	<0.0002	<0.0002		
Tin (mg/L)				5	<0.0005	<0.0005		
Titanium (mg/L)				5	<0.0005	<0.0005		
Total Hardness (mg/L CaCO3)				5	176.2	173.0 - 180.0		
Vanadium (mg/L)				5	<0.0005	<0.0005		
Zinc (mg/L)				5	<0.005	<0.005	(5.000)	
Zirconium (mg/L)				5	<0.001	<0.001		

2.2.17 Papaschase Reservoir 2

October 2025

Parameter (Units)	#	Mean	Range	# (YTD)	YTD Mean	YTD Range	MAC (AO or OG)	EPCOR Target
Secondary Organics								
Bromodichloromethane (µg/L)				5	1.3	0.9 - 1.8		
Bromoform (µg/L)				5	0.6	<0.5 - 1.0		
Chloroform (µg/L)				5	25.2	9.0 - 43.5		
Dibromochloromethane (µg/L)				5	0.6	<0.5 - 1.0		
Dichlorobenzene (1,3) (µg/L)				5	0.6	<0.5 - 1.0		
Dichloroethylene cis (1,2) (µg/L)				5	0.6	<0.5 - 1.0		
Dichloroethylene trans (1,2) (µg/L)				5	0.6	<0.5 - 1.0		
Dichloropropane (1,2) (µg/L)				5	0.6	<0.5 - 1.0		
Methyl Isobutyl Ketone (MIBK) (µg/L)				5	1.2	<1.0 - 2.0		
Methyl t-Butyl Ether (MTBE) (µg/L)				5	0.6	<0.5 - 1.0	(15.0)	
Styrene (µg/L)				5	0.6	<0.5 - 1.0		
Tetrachloroethane (1,1,2,2) (µg/L)				5	0.6	<0.5 - 1.0		
Total Organic Carbon (mg/L)	3	1.2	1.1 - 1.3	20	1.7	0.9 - 2.4		
Total Volatile Organics (Non THM) (µg/L)				5	1.6	<1.0 - 3.0		
Trichlorobenzene (1,2,4) (µg/L)				5	0.6	<0.5 - 1.0		
Trichloroethane (1,1,1) (µg/L)				5	0.6	<0.5 - 1.0		
Xylene (1,2) (µg/L)				5	0.6	<0.5 - 1.0		
Xylene (1,4) (µg/L)				5	0.6	<0.5 - 1.0		

2.2.18 Rosslyn Reservoir 1

October 2025

Parameter (Units)	#	Mean	Range	# (YTD)	YTD Mean	YTD Range	MAC (AO or OG)	EPCOR Target
Physical								
Colour (TCU)	1	<0.5	<0.5	4	1.1	<0.5 - 1.4	(15.0)	10.0
Conductivity (µS/cm)	1	371.0	371.0	4	399.0	371.0 - 426.0		
pH	3	8	8	20	8	8		7 - 8
Turbidity (NTU)	5	0.15	0.10 - 0.24	41	0.13	<0.04 - 0.38	(3.00)	1.00
Primary Inorganics								
Antimony (mg/L)	1	<0.0005	<0.0005	4	<0.0005	<0.0005	0.0060	
Arsenic (mg/L)	1	<0.0002	<0.0002	4	0.0002	<0.0002 - 0.0002	0.0100	
Barium (mg/L)	1	0.056	0.056	4	0.062	0.052 - 0.070	2.000	
Boron (mg/L)	1	0.011	0.011	4	0.011	0.010 - 0.012	5.000	
Bromate Dissolved (mg/L)	1	<0.005	<0.005	4	<0.005	<0.005	0.010	
Cadmium (mg/L)	1	<0.00002	<0.00002	4	<0.00002	<0.00002	0.00700	
Chlorate Dissolved (mg/L)	1	0.29	0.29	4	0.24	0.20 - 0.29	1.00	
Chlorine total (mg/L)	5	1.74	1.69 - 1.78	41	1.72	1.29 - 2.02		1.00 - 2.40
Chlorite Dissolved (mg/L)	1	<0.005	<0.005	4	<0.005	<0.005	1.000	
Chromium (mg/L)	1	<0.0002	<0.0002	4	<0.0002	<0.0002	0.0500	
Fluoride (mg/L)	1	0.68	0.68	4	0.70	0.63 - 0.77	1.50	0.60 - 0.80
Lead (mg/L)	1	<0.0002	<0.0002	4	<0.0002	<0.0002	0.0050	
Mercury (µg/L)	1	0.0396	0.0396	1	0.0396	0.0396		
Mercury (mg/L)				3	<0.0002	<0.0002	0.0010	
Nitrate (as N) dissolved (mg/L)	3	0.02	0.01 - 0.02	20	0.03	0.01 - 0.12	10.00	
Nitrite (as N) dissolved (mg/L)	3	0.01	0.01	20	0.01	<0.01 - 0.01	1.00	
Selenium (mg/L)	1	0.0002	0.0002	4	0.0002	0.0002 - 0.0003	0.0500	
Uranium (mg/L)	1	<0.0005	<0.0005	4	<0.0005	<0.0005	0.0200	
Primary Organics								
Benzene (µg/L)	1	<0.5	<0.5	4	0.6	<0.5 - 1.0	5.0	
Carbon Tetrachloride (µg/L)	1	<0.5	<0.5	4	0.6	<0.5 - 1.0	2.0	
Chlorobenzene (µg/L)	1	<0.5	<0.5	4	0.6	<0.5 - 1.0		
Dichlorobenzene (1,2) (µg/L)	1	<0.5	<0.5	4	0.6	<0.5 - 1.0		
Dichlorobenzene (1,4) (µg/L)	1	<0.5	<0.5	4	0.6	<0.5 - 1.0	5.0 (1.0)	
Dichloroethane (1,2) (µg/L)	1	<0.5	<0.5	4	0.6	<0.5 - 1.0	5.0	
Dichloroethylene (1,1) (µg/L)	1	<0.5	<0.5	4	0.6	<0.5 - 1.0	14.0	
Ethylbenzene (µg/L)	1	<0.5	<0.5	4	0.6	<0.5 - 1.0	140.0 (1.6)	
Methylene Chloride (Dichloromethane) (µg/L)	1	<0.5	<0.5	4	<1.00	<0.5 - <1.00	50.0	
Tetrachloroethylene (µg/L)	1	<0.5	<0.5	4	0.6	<0.5 - 1.0	10.0	
Toluene (µg/L)	1	<0.5	<0.5	4	0.6	<0.5 - 1.0	60.0 (24.0)	
Trichloroethylene (µg/L)	1	<0.5	<0.5	4	0.6	<0.5 - 1.0	5.0	
Trihalomethanes (µg/L)	1	17.4	17.4	4	32.6	9.5 - 58.8	100.0	50.0
Vinyl Chloride (µg/L)	1	<1.0	<1.0	4	1.13	<0.50 - 2.00	2.00	
Xylenes total (µg/L)	1	<1.0	<1.0	4	<1.0	<0.50 - <1.0	90.00 (20.00)	

2.2.18 Rosslyn Reservoir 1

October 2025

Parameter (Units)	#	Mean	Range	# (YTD)	YTD Mean	YTD Range	MAC (AO or OG)	EPCOR Target
Secondary Inorganics								
Alkalinity total (mg CaCO3/L)	1	110.0	110.0	4	108.3	106.0 - 110.0		
Aluminum (mg/L)	1	0.064	0.064	4	0.046	0.017 - 0.064	2.900 (0.100)	
Ammonia as NH3 (mg/L)	3	0.20	0.19 - 0.21	39	0.16	0.10 - 0.21		
Beryllium (mg/L)	1	<0.0002	<0.0002	4	<0.0002	<0.0002		
Bromide Dissolved (mg/L)	1	<0.03	<0.03	4	<0.03	<0.03		
Calcium (mg/L)	1	48.3	48.3	4	46.9	45.5 - 48.3		
Calcium Hardness (mg/L CaCO3)	1	121.0	121.0	4	117.3	114.0 - 121.0		
Chloride Dissolved (mg/L)	1	5.0	5.0	4	6.7	5.0 - 8.4	(250.0)	
Cobalt (mg/L)	1	<0.0002	<0.0002	4	<0.0002	<0.0002		
Copper (mg/L)	1	<0.002	<0.002	4	0.002	<0.002 - 0.002	2.000 (1.000)	
Iron (mg/L)	1	0.005	0.005	4	0.009	<0.005 - 0.016	(0.100)	
Lithium (mg/L)	1	0.0040	0.0040	4	0.0035	0.0030 - 0.0040		
Magnesium (mg/L)	1	14.4	14.4	4	14.1	13.7 - 14.4		
Manganese (mg/L)	1	<0.002	<0.002	4	<0.002	<0.002	0.120 (0.020)	
Molybdenum (mg/L)	1	0.0009	0.0009	4	0.0007	0.0006 - 0.0009		
Nickel (mg/L)	1	<0.0005	<0.0005	4	0.0006	<0.0005 - 0.0007		
Phosphate Ortho (as P) (mg/L as P)	5	0.91	0.88 - 0.94	41	0.91	0.74 - 0.94		
Phosphorus (mg/L)	1	0.99	0.99	4	0.97	0.94 - 0.99		
Potassium (mg/L)	1	0.7	0.7	4	1.0	0.7 - 1.4		
Silicon (mg/L)	1	1.83	1.83	4	2.11	1.83 - 2.51		
Silver (mg/L)	1	<0.00002	<0.00002	4	<0.00002	<0.00002		
Sodium (mg/L)	1	7.1	7.1	4	14.3	7.1 - 22.1	(200.0)	
Strontium (mg/L)	1	0.441	0.441	4	0.415	0.383 - 0.449	7.000	
Sulphate Dissolved (mg/L)	1	67.4	67.4	4	78.7	67.4 - 91.7	(500.0)	
Thallium (mg/L)	1	<0.0002	<0.0002	4	<0.0002	<0.0002		
Tin (mg/L)	1	<0.0005	<0.0005	4	<0.0005	<0.0005		
Titanium (mg/L)	1	<0.0005	<0.0005	4	<0.0005	<0.0005		
Total Hardness (mg/L CaCO3)	1	180.0	180.0	4	175.0	171.0 - 180.0		
Vanadium (mg/L)	1	<0.0005	<0.0005	4	<0.0005	<0.0005		
Zinc (mg/L)	1	<0.005	<0.005	4	<0.005	<0.005	(5.000)	
Zirconium (mg/L)	1	<0.001	<0.001	4	<0.001	<0.001		

2.2.18 Rosslyn Reservoir 1

October 2025

Parameter (Units)	#	Mean	Range	# (YTD)	YTD Mean	YTD Range	MAC (AO or OG)	EPCOR Target
Secondary Organics								
Bromodichloromethane (µg/L)	1	1.5	1.5	4	1.5	1.1 - 1.8		
Bromoform (µg/L)	1	<0.5	<0.5	4	0.6	<0.5 - 1.0		
Chloroform (µg/L)	1	15.7	15.7	4	31.0	8.4 - 57.0		
Dibromochloromethane (µg/L)	1	<0.5	<0.5	4	0.6	<0.5 - 1.0		
Dichlorobenzene (1,3) (µg/L)	1	<0.5	<0.5	4	0.6	<0.5 - 1.0		
Dichloroethylene cis (1,2) (µg/L)	1	<0.5	<0.5	4	0.6	<0.5 - 1.0		
Dichloroethylene trans (1,2) (µg/L)	1	<0.5	<0.5	4	0.6	<0.5 - 1.0		
Dichloropropane (1,2) (µg/L)	1	<0.5	<0.5	4	0.6	<0.5 - 1.0		
Methyl Isobutyl Ketone (MIBK) (µg/L)	1	<1.0	<1.0	4	<20	<1.0 - <20		
Methyl t-Butyl Ether (MTBE) (µg/L)	1	<0.5	<0.5	4	0.6	<0.5 - 1.0	(15.0)	
Styrene (µg/L)	1	<0.5	<0.5	4	0.6	<0.5 - 1.0		
Tetrachloroethane (1,1,2,2) (µg/L)	1	<0.5	<0.5	4	0.6	<0.5 - 1.0		
Total Organic Carbon (mg/L)	3	1.2	1.1 - 1.3	19	1.8	1.1 - 3.2		
Total Volatile Organics (Non THM) (µg/L)	1	<1.0	<1.0	3	1.4	<1.0 - 1.9		
Trichlorobenzene (1,2,4) (µg/L)	1	<0.5	<0.5	4	0.6	<0.5 - 1.0		
Trichloroethane (1,1,1) (µg/L)	1	<0.5	<0.5	4	0.6	<0.5 - 1.0		
Xylene (1,2) (µg/L)	1	<0.5	<0.5	4	0.58	<0.30 - 1.00		
Xylene (1,4) (µg/L)	1	<0.5	<0.5	4	0.60	<0.40 - 1.00		

2.2.19 Rosslyn Reservoir 2

October 2025

Parameter (Units)	#	Mean	Range	# (YTD)	YTD Mean	YTD Range	MAC (AO or OG)	EPCOR Target
Physical								
Colour (TCU)				6	0.9	0.7 - 1.2	(15.0)	10.0
Conductivity (µS/cm)				6	397.3	367.0 - 423.0		
pH	3	8	8	22	8	8		7 - 8
Turbidity (NTU)	5	0.12	0.09 - 0.14	43	0.11	0.07 - 0.30	(3.00)	1.00
Primary Inorganics								
Antimony (mg/L)				6	<0.0005	<0.0005	0.0060	
Arsenic (mg/L)				6	<0.0002	<0.0002	0.0100	
Barium (mg/L)				6	0.063	0.058 - 0.067	2.000	
Boron (mg/L)				6	0.012	0.008 - 0.020	5.000	
Bromate Dissolved (mg/L)				6	<0.005	<0.003 - <0.005	0.010	
Cadmium (mg/L)				6	<0.00002	<0.00002	0.00700	
Chlorate Dissolved (mg/L)				6	0.21	0.1 - 0.27	1.00	
Chlorine total (mg/L)	5	1.58	1.48 - 1.69	43	1.58	1.22 - 1.94		1.00 - 2.40
Chlorite Dissolved (mg/L)				6	<0.2	<0.005 - <0.2	1.000	
Chromium (mg/L)				6	<0.0002	<0.0002	0.0500	
Fluoride (mg/L)				7	0.68	0.64 - 0.72	1.50	0.60 - 0.80
Lead (mg/L)				6	<0.0002	<0.0002	0.0050	
Mercury (µg/L)				1	<0.0050	<0.0050	1.0000	
Mercury (mg/L)				5	<0.0002	<0.0002	0.0010	
Nitrate (as N) dissolved (mg/L)	3	0.02	0.02	22	0.04	0.02 - 0.13	10.00	
Nitrite (as N) dissolved (mg/L)	3	0.01	0.01	22	0.01	<0.01 - 0.01	1.00	
Selenium (mg/L)				6	0.0003	0.0002 - 0.0003	0.0500	
Uranium (mg/L)				6	0.0005	<0.0005 - 0.0006	0.0200	
Primary Organics								
Benzene (µg/L)				6	0.6	<0.5 - 1.0	5.0	
Carbon Tetrachloride (µg/L)				6	0.6	<0.5 - 1.0	2.0	
Chlorobenzene (µg/L)				6	0.6	<0.5 - 1.0		
Dichlorobenzene (1,2) (µg/L)				6	0.6	<0.5 - 1.0		
Dichlorobenzene (1,4) (µg/L)				6	0.6	<0.5 - 1.0	5.0 (1.0)	
Dichloroethane (1,2) (µg/L)				6	0.6	<0.5 - 1.0	5.0	
Dichloroethylene (1,1) (µg/L)				6	0.6	<0.5 - 1.0	14.0	
Ethylbenzene (µg/L)				6	0.6	<0.5 - 1.0	140.0 (1.6)	
Methylene Chloride (Dichloromethane) (µg/L)				6	0.6	<0.5 - 1.0	50.0	
Tetrachloroethylene (µg/L)				6	0.6	<0.5 - 1.0	10.0	
Toluene (µg/L)				6	0.6	<0.5 - 1.0	60.0 (24.0)	
Trichloroethylene (µg/L)				6	0.6	<0.5 - 1.0	5.0	
Trihalomethanes (µg/L)				6	22.6	10.4 - 41.1	100.0	50.0
Vinyl Chloride (µg/L)				6	1.2	<1.0 - 2.0	2.0	
Xylenes total (µg/L)				6	<1.0	<1.0	90.0 (20.0)	

2.2.19 Rosslyn Reservoir 2

October 2025

Parameter (Units)	#	Mean	Range	# (YTD)	YTD Mean	YTD Range	MAC (AO or OG)	EPCOR Target
Secondary Inorganics								
Alkalinity total (mg CaCO3/L)				6	116.5	110.0 - 128.0		
Aluminum (mg/L)				6	0.061	0.034 - 0.085	2.900 (0.100)	
Ammonia as NH3 (mg/L)	3	0.22	0.20 - 0.25	41	0.18	0.11 - 0.25		
Beryllium (mg/L)				6	<0.0002	<0.0002		
Bromide Dissolved (mg/L)				6	<0.05	<0.03 - <0.05		
Calcium (mg/L)				6	48.4	46.3 - 51.7		
Calcium Hardness (mg/L CaCO3)				6	121.0	116.0 - 129.0		
Chloride Dissolved (mg/L)				6	7.12	5.40 - 11.00	(250.00)	
Cobalt (mg/L)				6	<0.0002	<0.0002		
Copper (mg/L)				6	0.002	<0.002 - 0.002	2.000 (1.000)	
Iron (mg/L)				6	0.006	<0.005 - 0.007	(0.100)	
Lithium (mg/L)				6	0.0035	0.0031 - 0.0041		
Magnesium (mg/L)				6	14.8	13.8 - 16.3		
Manganese (mg/L)				6	<0.002	<0.002	0.120 (0.020)	
Molybdenum (mg/L)				6	0.0007	0.0006 - 0.0008		
Nickel (mg/L)				6	0.0005	<0.0005 - 0.0006		
Phosphate Ortho (as P) (mg/L as P)	5	0.91	0.90 - 0.92	43	0.91	0.78 - 0.96		
Phosphorus (mg/L)				6	0.98	0.95 - 1.08		
Potassium (mg/L)				6	1.0	0.7 - 1.6		
Silicon (mg/L)				6	2.12	1.76 - 2.46		
Silver (mg/L)				6	<0.00002	<0.00002		
Sodium (mg/L)				6	11.6	6.7 - 16.7	(200.0)	
Strontium (mg/L)				6	0.441	0.394 - 0.478	7.000	
Sulphate Dissolved (mg/L)				6	73.6	61.3 - 87.5	(500.0)	
Thallium (mg/L)				6	<0.0002	<0.0002		
Tin (mg/L)				6	<0.0005	<0.0005		
Titanium (mg/L)				6	<0.0005	<0.0005		
Total Hardness (mg/L CaCO3)				6	181.8	174.0 - 196.0		
Vanadium (mg/L)				6	<0.0005	<0.0005		
Zinc (mg/L)				6	<0.005	<0.005	(5.000)	
Zirconium (mg/L)				6	<0.001	<0.001		

2.2.19 Rosslyn Reservoir 2

October 2025

Parameter (Units)	#	Mean	Range	# (YTD)	YTD Mean	YTD Range	MAC (AO or OG)	EPCOR Target
Secondary Organics								
Bromodichloromethane (µg/L)				6	1.2	<0.5 - 1.7		
Bromoform (µg/L)				6	0.6	<0.5 - 1.0		
Chloroform (µg/L)				6	21.3	9.5 - 39.2		
Dibromochloromethane (µg/L)				6	0.6	<0.5 - 1.0		
Dichlorobenzene (1,3) (µg/L)				6	0.6	<0.5 - 1.0		
Dichloroethylene cis (1,2) (µg/L)				6	0.6	<0.5 - 1.0		
Dichloroethylene trans (1,2) (µg/L)				6	0.6	<0.5 - 1.0		
Dichloropropane (1,2) (µg/L)				6	0.6	<0.5 - 1.0		
Methyl Isobutyl Ketone (MIBK) (µg/L)				6	1.2	<1.0 - 2.0		
Methyl t-Butyl Ether (MTBE) (µg/L)				6	0.6	<0.5 - 1.0	(15.0)	
Styrene (µg/L)				6	0.6	<0.5 - 1.0		
Tetrachloroethane (1,1,2,2) (µg/L)				6	0.6	<0.5 - 1.0		
Total Organic Carbon (mg/L)	3	1.1	1.1 - 1.2	21	1.7	1.0 - 2.4		
Total Volatile Organics (Non THM) (µg/L)				6	1.6	<1.0 - 2.9		
Trichlorobenzene (1,2,4) (µg/L)				6	0.6	<0.5 - 1.0		
Trichloroethane (1,1,1) (µg/L)				6	0.6	<0.5 - 1.0		
Xylene (1,2) (µg/L)				6	0.6	<0.5 - 1.0		
Xylene (1,4) (µg/L)				6	0.6	<0.5 - 1.0		

2.2.20 Thorncliff Reservoir

October 2025

Parameter (Units)	#	Mean	Range	# (YTD)	YTD Mean	YTD Range	MAC (AO or OG)	EPCOR Target
Physical								
Colour (TCU)				5	1.0	0.6 - 1.3	(15.0)	10.0
Conductivity (µS/cm)				5	398.6	377.0 - 423.0		
pH	3	8	8	20	8	8		7 - 8
Turbidity (NTU)	5	0.59	0.18 - 1.02	43	0.23	0.04 - 1.74	(3.00)	1.00
Primary Inorganics								
Antimony (mg/L)				5	<0.0005	<0.0005	0.0060	
Arsenic (mg/L)				5	<0.0002	<0.0002	0.0100	
Barium (mg/L)				5	0.063	0.057 - 0.068	2.000	
Boron (mg/L)				5	0.013	0.008 - 0.023	5.000	
Bromate Dissolved (mg/L)				5	<0.005	<0.003 - <0.005	0.010	
Cadmium (mg/L)				5	<0.00002	<0.00002	0.00700	
Chlorate Dissolved (mg/L)				5	0.11	<0.1 - 0.11	1.00	
Chlorine total (mg/L)	5	1.75	1.70 - 1.78	43	1.63	1.21 - 1.94		1.00 - 2.40
Chlorite Dissolved (mg/L)				5	<0.2	<0.005 - <0.2	1.000	
Chromium (mg/L)				5	<0.0002	<0.0002	0.0500	
Fluoride (mg/L)				6	0.65	0.63 - 0.67	1.50	0.60 - 0.80
Lead (mg/L)				5	<0.0002	<0.0002	0.0050	
Mercury (µg/L)				1	<0.0050	<0.0050		
Mercury (mg/L)				4	<0.0002	<0.0002	0.0010	
Nitrate (as N) dissolved (mg/L)	3	0.02	0.02	21	0.04	0.02 - 0.13	10.00	
Nitrite (as N) dissolved (mg/L)	3	0.01	0.01	21	0.01	<0.01 - 0.01	1.00	
Selenium (mg/L)				5	0.0003	0.0002 - 0.0003	0.0500	
Uranium (mg/L)				5	0.0005	<0.0005 - 0.0005	0.0200	
Primary Organics								
Benzene (µg/L)				5	0.6	<0.5 - 1.0	5.0	
Carbon Tetrachloride (µg/L)				5	0.6	<0.5 - 1.0	2.0	
Chlorobenzene (µg/L)				5	0.6	<0.5 - 1.0		
Dichlorobenzene (1,2) (µg/L)				5	0.6	<0.5 - 1.0		
Dichlorobenzene (1,4) (µg/L)				5	0.6	<0.5 - 1.0	5.0 (1.0)	
Dichloroethane (1,2) (µg/L)				5	0.6	<0.5 - 1.0	5.0	
Dichloroethylene (1,1) (µg/L)				5	0.6	<0.5 - 1.0	14.0	
Ethylbenzene (µg/L)				5	0.6	<0.5 - 1.0	140.0 (1.6)	
Methylene Chloride (Dichloromethane) (µg/L)				5	0.6	<0.5 - 1.0	50.0	
Tetrachloroethylene (µg/L)				5	0.6	<0.5 - 1.0	10.0	
Toluene (µg/L)				5	0.6	<0.5 - 1.0	60.0 (24.0)	
Trichloroethylene (µg/L)				5	0.6	<0.5 - 1.0	5.0	
Trihalomethanes (µg/L)				5	23.5	9.6 - 41.1	100.0	50.0
Vinyl Chloride (µg/L)				5	1.2	<1.0 - 2.0	2.0	
Xylenes total (µg/L)				5	<1.0	<1.0	90.0 (20.0)	

2.2.20 Thorncliff Reservoir

October 2025

Parameter (Units)	#	Mean	Range	# (YTD)	YTD Mean	YTD Range	MAC (AO or OG)	EPCOR Target
Secondary Inorganics								
Alkalinity total (mg CaCO3/L)				5	114.0	109.0 - 118.0		
Aluminum (mg/L)				5	0.053	0.031 - 0.095	2.900 (0.100)	
Ammonia as NH3 (mg/L)	3	0.20	0.19 - 0.20	41	0.16	0.09 - 0.24		
Beryllium (mg/L)				5	<0.0002	<0.0002		
Bromide Dissolved (mg/L)				5	<0.05	<0.03 - <0.05		
Calcium (mg/L)				5	47.3	45.1 - 48.9		
Calcium Hardness (mg/L CaCO3)				5	118.0	113.0 - 122.0		
Chloride Dissolved (mg/L)				5	7.18	5.65 - 8.21	(250.00)	
Cobalt (mg/L)				5	<0.0002	<0.0002		
Copper (mg/L)				5	<0.002	<0.002	2.000 (1.000)	
Iron (mg/L)				5	<0.005	<0.005	(0.100)	
Lithium (mg/L)				5	0.0033	0.0029 - 0.0038		
Magnesium (mg/L)				5	14.4	13.8 - 15.2		
Manganese (mg/L)				5	<0.002	<0.002	0.120 (0.020)	
Molybdenum (mg/L)				5	0.0007	0.0006 - 0.0009		
Nickel (mg/L)				5	0.0005	<0.0005 - 0.0006		
Phosphate Ortho (as P) (mg/L as P)	5	1.00	0.88 - 1.14	43	0.94	0.47 - 1.14		
Phosphorus (mg/L)				5	0.98	0.94 - 1.07		
Potassium (mg/L)				5	1.0	0.7 - 1.6		
Silicon (mg/L)				5	2.10	1.80 - 2.47		
Silver (mg/L)				5	<0.00002	<0.00002		
Sodium (mg/L)				5	13.7	6.6 - 18.5	(200.0)	
Strontium (mg/L)				5	0.432	0.394 - 0.475	7.000	
Sulphate Dissolved (mg/L)				5	75.5	61.6 - 86.8	(500.0)	
Thallium (mg/L)				5	<0.0002	<0.0002		
Tin (mg/L)				5	<0.0005	<0.0005		
Titanium (mg/L)				5	<0.0005	<0.0005		
Total Hardness (mg/L CaCO3)				5	177.4	169.0 - 185.0		
Vanadium (mg/L)				5	<0.0005	<0.0005		
Zinc (mg/L)				5	<0.005	<0.005	(5.000)	
Zirconium (mg/L)				5	<0.001	<0.001		

2.2.20 Thorncliff Reservoir

October 2025

Parameter (Units)	#	Mean	Range	# (YTD)	YTD Mean	YTD Range	MAC (AO or OG)	EPCOR Target
Secondary Organics								
Bromodichloromethane (µg/L)				5	1.1	0.7 - 1.5		
Bromoform (µg/L)				5	0.6	<0.5 - 1.0		
Chloroform (µg/L)				5	22.3	8.7 - 39.4		
Dibromochloromethane (µg/L)				5	0.6	<0.5 - 1.0		
Dichlorobenzene (1,3) (µg/L)				5	0.6	<0.5 - 1.0		
Dichloroethylene cis (1,2) (µg/L)				5	0.6	<0.5 - 1.0		
Dichloroethylene trans (1,2) (µg/L)				5	0.6	<0.5 - 1.0		
Dichloropropane (1,2) (µg/L)				5	0.6	<0.5 - 1.0		
Methyl Isobutyl Ketone (MIBK) (µg/L)				5	1.2	<1.0 - 2.0		
Methyl t-Butyl Ether (MTBE) (µg/L)				5	0.6	<0.5 - 1.0	(15.0)	
Styrene (µg/L)				5	0.6	<0.5 - 1.0		
Tetrachloroethane (1,1,2,2) (µg/L)				5	0.6	<0.5 - 1.0		
Total Organic Carbon (mg/L)	3	1.4	1.3 - 1.5	20	1.7	1.0 - 2.4		
Total Volatile Organics (Non THM) (µg/L)				5	1.6	<1.0 - 2.7		
Trichlorobenzene (1,2,4) (µg/L)				5	0.6	<0.5 - 1.0		
Trichloroethane (1,1,1) (µg/L)				5	0.6	<0.5 - 1.0		
Xylene (1,2) (µg/L)				5	0.6	<0.5 - 1.0		
Xylene (1,4) (µg/L)				5	0.6	<0.5 - 1.0		

2.2.21 Raw River Water

Physical, Inorganics, Organic and Pesticide Parameters

October 2025

Parameter (Units)	#	Mean	Range	# (YTD)	YTD Mean	YTD Range
Microbiologicals						
Coliforms total (MPN/100 mL)	36	284.0	55.2 - 920.8	351	589.9	21.3 - 10950.0
Cryptosporidium (oocysts/100L)	5	5.1	1.6 - 15.0	24	7.6	<1 - 7.6
E. coli (MPN/100 mL)	36	25.9	1.0 - 248.1	351	38.4	1.0 - 3328.0
Giardia (cysts/100L)	5	239.0	12.0 - 660.0	24	84.0	<1.64 - 660.0
Physical						
Colour (TCU)	62	4.5	2.8 - 8.8	608	11.3	2.4 - 52.4
Conductivity (µS/cm)	8	346.6	332.0 - 367.0	86	352.3	313.0 - 412.0
pH	2	8	8	18	8	8 - 9
Total Dissolved Solids (mg/L)	2	192.50	191.00 - 194.00	20	206.60	178 - 331.00
Total Suspended Solids (mg/L)	2	2.7	2.3 - 3.0	20	11.0	<1.0 - 55.2
Turbidity (NTU)	62	3.38	1.09 - 23.70	608	13.05	1.00 - 275.00
Primary Inorganics						
Antimony (mg/L)	2	<0.0005	<0.0005	20	0.0005	<0.0005
Antimony dissolved (mg/L)	2	<0.0005	<0.0005	20	0.0005	<0.0005
Arsenic (mg/L)	2	0.0003	0.0003	20	0.0004	<0.0002 - 0.0009
Arsenic dissolved (mg/L)	2	<0.0002	<0.0002	20	0.0003	<0.0002 - 0.0004
Barium (mg/L)	2	0.061	0.060 - 0.061	20	0.068	0.055 - 0.094
Barium dissolved (mg/L)	2	0.061	0.060 - 0.062	20	0.063	0.055 - 0.071
Boron (mg/L)	2	0.012	0.012	20	0.011	0.008 - 0.015
Boron dissolved (mg/L)	2	0.011	0.010 - 0.011	20	0.010	0.008 - 0.013
Bromate Dissolved (mg/L)	8	<0.005	<0.005	86	0.005	<0.003 - 0.005
Cadmium (mg/L)	2	<0.00002	<0.00002	20	0.00002	<0.00002 - 0.00003
Cadmium Dissolved (mg/L)	2	<0.00002	<0.00002	20	<0.00002	<0.00002
Chlorate Dissolved (mg/L)	8	<0.01	<0.01	86	<0.1	<0.01 - <0.1
Chlorine total (mg/L)	2	<0.03	<0.03	18	0.03	<0.03
Chlorite Dissolved (mg/L)	8	<0.005	<0.005	86	<0.2	<0.005 - <0.2
Chromium (mg/L)	2	0.0004	0.0002 - 0.0005	20	0.0007	<0.0002 - 0.0026
Chromium dissolved (mg/L)	2	<0.0002	<0.0002	20	0.0002	<0.0002
Cyanide (mg/L)	2	<0.002	<0.002	8	<0.002	<0.002
Fluoride (mg/L)	8	0.12	0.10 - 0.13	86	0.12	0.09 - 0.14
Lead (mg/L)	2	<0.0002	<0.0002	20	0.0003	<0.0002 - 0.0009
Lead dissolved (mg/L)	2	<0.0002	<0.0002	20	0.0002	<0.0002
Mercury (µg/L)	2	<0.0050	<0.0050	10	<0.0050	<0.0050
Mercury (mg/L)	2	<0.0002	<0.0002	20	0.0002	<0.0002
Mercury dissolved (µg/L)				2	<0.0050	<0.0050
Mercury Dissolved (mg/L)	2	<0.0002	<0.0002	20	0.0002	<0.0002
Nitrate (as N) dissolved (mg/L)	8	0.01	<0.01 - 0.02	84	0.05	<0.01 - 0.19
Nitrite (as N) dissolved (mg/L)	8	<0.01	<0.01	84	0.01	<0.01
Selenium (mg/L)	2	0.0002	0.0002	20	0.0003	0.0002 - 0.0003
Selenium Dissolved (mg/L)	2	0.0002	0.0002	20	0.0003	0.0002 - 0.0003
Uranium (mg/L)	2	<0.0005	<0.0005	20	0.0005	<0.0005 - 0.0006
Uranium dissolved (mg/L)	2	<0.0005	<0.0005	20	0.0005	<0.0005 - 0.0006

2.2.21 Raw River Water

Physical, Inorganics, Organic and Pesticide Parameters

October 2025

Parameter (Units)	#	Mean	Range	# (YTD)	YTD Mean	YTD Range
Primary Organics						
2,4-D (µg/L)	2	<0.050	<0.050	8	<0.250	<0.050 - <0.250
2-methyl-4-chlorophenoxyacetic acid (MCPA) (µg/L)	2	<0.050	<0.050	8	<0.250	<0.050 - <0.250
Atrazine + metabolites (µg/L)	2	<0.10	<0.10	8	<0.10	<0.10
Benzene (µg/L)	62	<0.5	<0.5	608	<0.50	<0.5 - <0.50
Benzo(a)pyrene (µg/L)	2	<0.005	<0.005	8	<0.005	<0.005
Bromoxynil (µg/L)	2	<0.050	<0.050	8	<0.250	<0.050 - <0.250
Carbaryl (µg/L)	2	<0.050	<0.050	8	<0.050	<0.050
Carbon Tetrachloride (µg/L)	62	<0.5	<0.5	608	<0.50	<0.5 - <0.50
Chlorobenzene (µg/L)	62	<0.5	<0.5	608	<0.50	<0.5 - <0.50
Chlorpyrifos (µg/L)	2	<0.10	<0.10	8	<0.10	<0.10
Cyanazine (µg/L)	2	<0.100	<0.100	8	<0.100	<0.100
Diazinon (µg/L)	2	<0.0250	<0.0250	8	<0.0250	<0.0250
Dicamba (µg/L)	2	<0.10	<0.10	8	<0.50	<0.10 - <0.50
Dichlorobenzene (1,2) (µg/L)	62	<0.5	<0.5	608	<0.50	<0.5 - <0.50
Dichlorobenzene (1,4) (µg/L)	62	<0.5	<0.5	608	<0.50	<0.5 - <0.50
Dichloroethane (1,2) (µg/L)	62	<0.5	<0.5	608	<0.50	<0.5 - <0.50
Dichloroethylene (1,1) (µg/L)	62	<0.5	<0.5	608	<0.50	<0.5 - <0.50
Dichlorophenol (2,4) (µg/L)	2	<0.20	<0.20	8	<0.20	<0.20
Diclofop-methyl (µg/L)	2	<0.100	<0.100	8	<0.100	<0.100
Dimethoate (µg/L)	2	<0.050	<0.050	8	<0.050	<0.050
Diquat (µg/L)	2	<1.0	<1.0	8	<1.0	<1.0
Diuron (µg/L)	2	<0.050	<0.050	8	<0.050	<0.050
Ethylbenzene (µg/L)	62	<0.5	<0.5	608	<0.50	<0.5 - <0.50
Glyphosate (µg/L)	2	<1.00	<1.00	8	<1.00	<0.20 - <1.00
Malathion (µg/L)	2	<0.0250	<0.0250	8	<0.0250	<0.0250
Methylene Chloride (Dichloromethane) (µg/L)	62	<0.5	<0.5	608	<1.00	<0.5 - <1.00
Metolachlor (µg/L)	2	<0.0250	<0.0250	8	<0.0250	<0.0250
Metribuzin (µg/L)	2	<0.100	<0.100	8	<0.100	<0.100
Microcystin total (µg/L)	2	<0.15	<0.15	8	<0.15	<0.15
Nitrilotriacetic acid (NTA) (mg/L)	2	<0.4	<0.4	8	<0.4	<0.4
Omethoate (as dimethoate) (µg/L)	2	<0.16	<0.16	8	<0.16	<0.16
Pentachlorophenol (µg/L)	2	<0.50	<0.50	8	<0.50	<0.50
Phorate (µg/L)	2	<0.250	<0.250	8	<0.250	<0.250
Picloram (µg/L)	2	<0.10	<0.10	8	<0.50	<0.10 - <0.50
Simazine (µg/L)	2	<0.100	<0.100	8	<0.100	<0.100
Terbufos (µg/L)	2	<0.50	<0.50	8	<0.50	<0.50
Tetrachloroethylene (µg/L)	62	<0.5	<0.5	608	<0.50	<0.5 - <0.50
Tetrachlorophenol (2,3,4,6) (µg/L)	2	<0.50	<0.50	8	<0.50	<0.50
Toluene (µg/L)	62	<0.5	<0.5	608	<0.50	<0.5 - <0.50
Trichloroethylene (µg/L)	62	<0.5	<0.5	608	<0.50	<0.5 - <0.50
Trichlorophenol (2,4,6) (µg/L)	2	<0.20	<0.20	8	<0.20	<0.20
Trifluralin (µg/L)	2	<0.10	<0.10	8	<0.10	<0.10
Trihalomethanes (µg/L)	62	<1.0	<1.0	608	<1.0	<1.0
Vinyl Chloride (µg/L)	62	<1.0	<1.0	608	<1.0	<0.50 - <1.0
Xylenes total (µg/L)	62	<1.0	<1.0	608	<1.0	<0.50 - <1.0

2.2.21 Raw River Water

Physical, Inorganics, Organic and Pesticide Parameters

October 2025

Parameter (Units)	#	Mean	Range	# (YTD)	YTD Mean	YTD Range
Radionuclides						
Cesium-137 (Bq/L)	2	0.2	<0.1 - 0.2	4	<0.2	<0.1 - <0.2
Gross Alpha (Bq/L)	2	0.14	<0.13 - 0.14	4	<0.47	<0.12 - <0.47
Gross Beta (Bq/L)	2	0.07	0.07	4	0.23	<0.08 - 0.70
Iodine-131 (Bq/L)	2	<0.4	<0.4	4	<0.4	<0.4
Lead-210 (Bq/L)	2	<0.02	<0.02	4	<0.04	<0.02 - <0.04
Radium-226 (Bq/L)	2	0.007	<0.005 - 0.008	4	0.012	<0.005 - 0.030
Strontium-90 (Bq/L)	2	<0.05	<0.05	4	<0.1	<0.05 - <0.1
Tritium (Bq/L)	2	<40	<40	4	<40	<40
Secondary Organics						
Bromodichloromethane (µg/L)	62	<0.5	<0.5	608	<0.50	<0.5 - <0.50
Bromoform (µg/L)	62	<0.5	<0.5	608	<0.50	<0.5 - <0.50
Chloroform (µg/L)	62	0.5	<0.5	608	0.5	<0.5 - 0.5
Dibromochloromethane (µg/L)	62	<0.5	<0.5	608	<0.50	<0.5 - <0.50
Dichlorobenzene (1,3) (µg/L)	62	<0.5	<0.5	608	<0.50	<0.5 - <0.50
Dichloroethylene cis (1,2) (µg/L)	62	<0.5	<0.5	608	<0.50	<0.5 - <0.50
Dichloroethylene trans (1,2) (µg/L)	62	<0.5	<0.5	608	<0.50	<0.5 - <0.50
Dichloropropane (1,2) (µg/L)	62	<0.5	<0.5	608	<0.50	<0.5 - <0.50
Methyl Isobutyl Ketone (MIBK) (µg/L)	62	<1.0	<1.0	608	<20	<1.0 - <20
Methyl t-Butyl Ether (MTBE) (µg/L)	62	<0.5	<0.5	608	<0.50	<0.5 - <0.50
Styrene (µg/L)	62	<0.5	<0.5	608	<0.50	<0.5 - <0.50
Tetrachloroethane (1,1,2,2) (µg/L)	62	<0.5	<0.5	608	<0.50	<0.5 - <0.50
Total Organic Carbon (mg/L)	8	1.5	1.3 - 1.8	86	2.8	0.9 - 9.2
Total Volatile Organics (Non THM) (µg/L)	62	1.0	<1.0 - 1.6	548	1.2	<1.0 - 3.8
Trichlorobenzene (1,2,4) (µg/L)	62	<0.5	<0.5	608	<0.50	<0.5 - <0.50
Trichloroethane (1,1,1) (µg/L)	62	<0.5	<0.5	608	<0.50	<0.5 - <0.50
Xylene (1,2) (µg/L)	62	<0.5	<0.5	608	<0.5	<0.30 - <0.5
Xylene (1,4) (µg/L)	62	<0.5	<0.5	608	<0.5	<0.40 - <0.5

2.2.21 Raw River Water

Physical, Inorganics, Organic and Pesticide Parameters

October 2025

Parameter (Units)	#	Mean	Range	# (YTD)	YTD Mean	YTD Range
Secondary Inorganics						
Alkalinity phenolphthalein (mg CaCO3/L)	2	<3	<3	18	<3	<3
Alkalinity total (mg CaCO3/L)	8	122.9	118.0 - 125.0	86	126.0	109.0 - 174.0
Aluminum (mg/L)	2	0.142	0.134 - 0.149	20	0.434	0.078 - 1.630
Ammonia as NH3 (mg/L)	30	<0.05	<0.05	334	0.05	<0.01 - 0.12
Beryllium (mg/L)	2	<0.0002	<0.0002	20	0.0002	<0.0002
Bromide Dissolved (mg/L)	8	<0.03	<0.03	86	<0.05	<0.03 - <0.05
Calcium (mg/L)	2	45.7	45.3 - 46.1	20	47.1	42.8 - 54.5
Calcium Hardness (mg/L CaCO3)	8	110.5	104.0 - 115.0	86	113.8	98.0 - 136.0
Chloride Dissolved (mg/L)	8	0.7	0.5 - 0.8	86	1.35	0.40 - 6.74
Chlorine free (mg/L)	2	<0.07	<0.07	18	0.07	<0.07
Cobalt (mg/L)	2	<0.0002	<0.0002	20	0.0003	<0.0002 - 0.0007
Copper (mg/L)	2	<0.002	<0.002	20	0.003	<0.002 - 0.006
Iron (mg/L)	2	0.129	0.103 - 0.155	20	0.392	0.041 - 1.570
Lithium (mg/L)	2	0.0039	0.0039	20	0.0040	0.0030 - 0.0054
Magnesium (mg/L)	2	14.6	14.5 - 14.6	20	14.6	13.5 - 17.3
Manganese (mg/L)	2	0.006	0.005 - 0.006	20	0.011	<0.002 - 0.041
Molybdenum (mg/L)	2	0.0009	0.0009	20	0.0007	0.0005 - 0.0010
Nickel (mg/L)	2	0.0006	<0.0005 - 0.0006	20	0.0010	<0.0005 - 0.0027
Nitrogen Total Kjeldahl (TKN) (mg/L N)	2	0.2	0.1 - 0.3	111	0.2	<0.1 - 4.3
Nitrogen Total Kjeldahl (TKN) (mg/L)				4	0.11	<0.07 - 0.15
Phosphate Ortho (as P) (mg/L as P)	2	0.02	0.02	18	0.02	<0.02 - 0.04
Phosphorus (mg/L)	2	0.03	0.03	20	0.03	<0.02 - 0.07
Potassium (mg/L)	2	0.7	0.7	20	1.0	0.6 - 1.9
Silicon (mg/L)	2	1.69	1.60 - 1.78	20	2.73	1.60 - 5.54
Silver (mg/L)	2	<0.00002	<0.00002	20	0.00002	<0.00002 - 0.00003
Sodium (mg/L)	2	3.7	3.7	20	4.5	2.7 - 8.7
Strontium (mg/L)	2	0.457	0.455 - 0.458	20	0.438	0.375 - 0.485
Sulphate Dissolved (mg/L)	8	54.0	53.1 - 55.0	86	54.5	40.0 - 70.3
Sulphide (mg/L)	2	<0.0015	<0.0015	8	<0.0015	<0.0015
Thallium (mg/L)	2	<0.0002	<0.0002	20	0.0002	<0.0002
Tin (mg/L)	2	<0.0005	<0.0005	20	0.0005	<0.0005
Titanium (mg/L)	2	0.0015	0.0010 - 0.0020	20	0.0085	0.0006 - 0.0323
Total Hardness (mg/L CaCO3)	8	171.1	167.0 - 175.0	86	172.1	146.0 - 202.0
Zinc (mg/L)	2	<0.005	<0.005	20	0.005	<0.005 - 0.008
Zirconium (mg/L)	2	<0.001	<0.001	20	0.001	<0.001 - 0.002

2.2.21 Raw River Water

Physical, Inorganics, Organic and Pesticide Parameters

October 2025

Parameter (Units)	#	Mean	Range	# (YTD)	YTD Mean	YTD Range
Secondary Inorganics						
Aluminum dissolved (mg/L)	2	0.030	<0.005 - 0.055	20	0.037	<0.005 - 0.275
Beryllium dissolved (mg/L)	2	<0.0002	<0.0002	20	0.0002	<0.0002
Calcium dissolved (mg/L)	2	46.6	46.0 - 47.1	20	47.0	42.8 - 55.6
Cobalt dissolved (mg/L)	2	<0.0002	<0.0002	20	0.0002	<0.0002
Copper dissolved (mg/L)	2	<0.002	<0.002	20	0.003	<0.002 - 0.005
Iron dissolved (mg/L)	2	<0.005	<0.005	20	0.008	<0.005 - 0.022
Lanthanum Dissolved (mg/L)	2	<0.001	<0.001	20	0.001	<0.001
Lithium dissolved (mg/L)	2	0.0038	0.0037 - 0.0039	20	0.0038	0.0028 - 0.0045
Magnesium dissolved (mg/L)	2	14.1	13.9 - 14.2	20	14.4	13.1 - 17.2
Manganese dissolved (mg/L)	2	<0.002	<0.002	20	0.002	<0.002 - 0.005
Molybdenum dissolved (mg/L)	2	0.0009	0.0008 - 0.0009	20	0.0007	0.0005 - 0.0010
Nickel dissolved (mg/L)	2	<0.0005	<0.0005	20	0.0006	<0.0005 - 0.0021
Phosphorus dissolved (mg/L)	2	<0.02	<0.02	20	0.02	<0.02
Potassium dissolved (mg/L)	2	0.7	0.7	20	0.9	0.6 - 1.9
Silicon dissolved (mg/L)	2	1.58	1.52 - 1.64	20	2.03	1.42 - 2.66
Silver dissolved (mg/L)	2	<0.00002	<0.00002	20	<0.00002	<0.00002
Sodium dissolved (mg/L)	2	3.6	3.6	20	4.5	2.6 - 8.7
Strontium dissolved (mg/L)	2	0.448	0.447 - 0.448	20	0.434	0.378 - 0.484
Thallium dissolved (mg/L)	2	<0.0002	<0.0002	20	0.0002	<0.0002
Tin dissolved (mg/L)	2	<0.0005	<0.0005	20	0.0005	<0.0005
Titanium dissolved (mg/L)	2	<0.0005	<0.0005	20	0.0005	<0.0005
Vanadium Dissolved (mg/L)	2	<0.0005	<0.0005	20	0.0005	<0.0005
Zinc dissolved (mg/L)	2	<0.005	<0.005	20	0.005	<0.005 - 0.005
Zirconium dissolved (mg/L)	2	<0.001	<0.001	20	0.001	<0.001